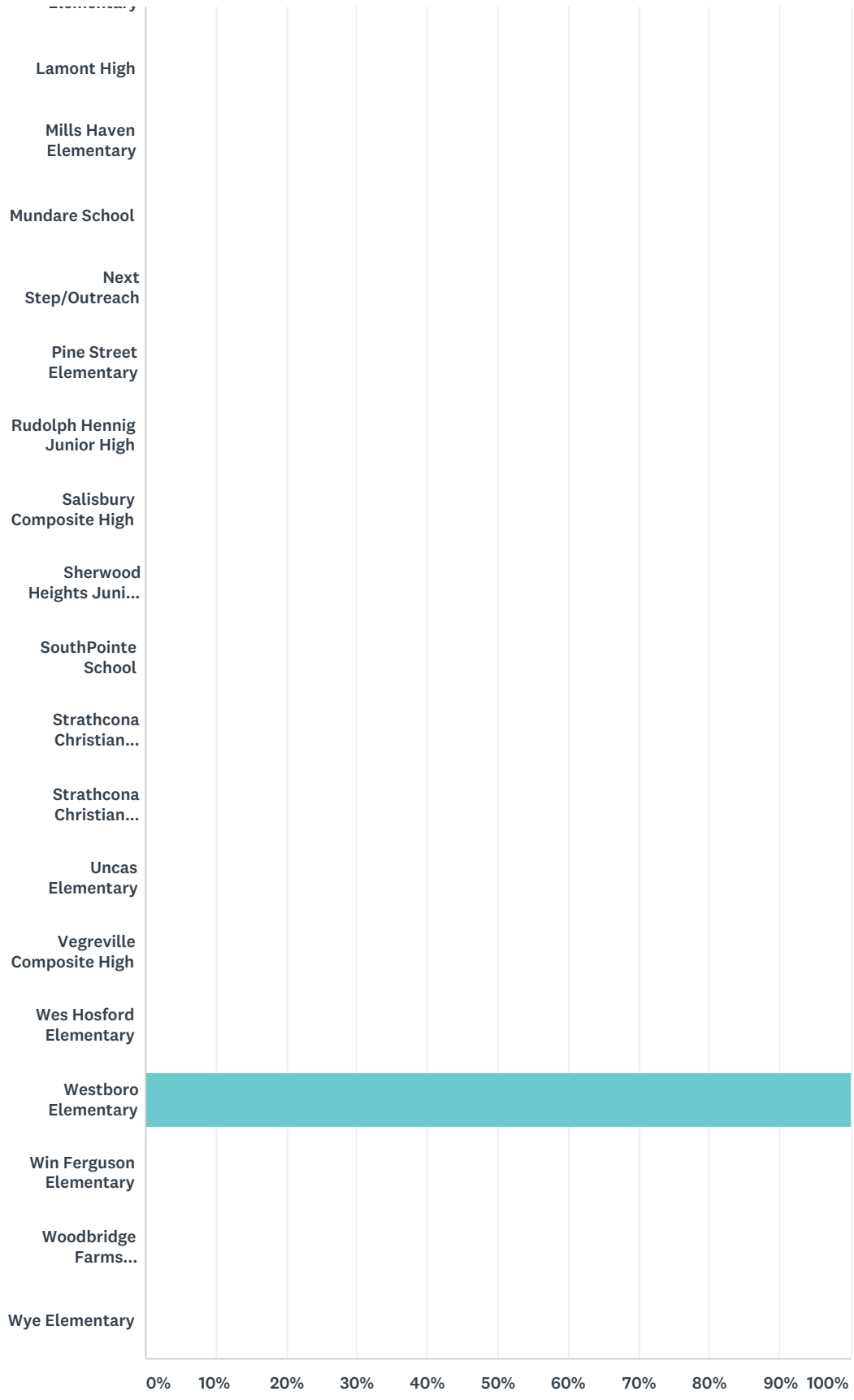


Q1 Please indicate the school your child attends.

Answered: 79 Skipped: 0

A.L. Horton Elementary																			
Andrew School																			
Ardrossan Elementary																			
Ardrossan Junior Senio...																			
Bev Facey Community High																			
Brentwood Elementary																			
Bruderheim School																			
Clover Bar Junior High																			
École Campbelltown																			
École Parc Élémentaire																			
F.R. Haythorne Junior High																			
Fort Saskatchewan...																			
Fort Saskatchewan...																			
Fort Saskatchewan...																			
Fultonvale Elementary...																			
Glen Allan Elementary																			
James Mowat Elementary																			
Lakeland Ridge																			
Lamont Elementary																			

EIPS Parent Survey 2017-18



ANSWER CHOICES	RESPONSES
A.L. Horton Elementary	0.00% 0

EIPS Parent Survey 2017-18

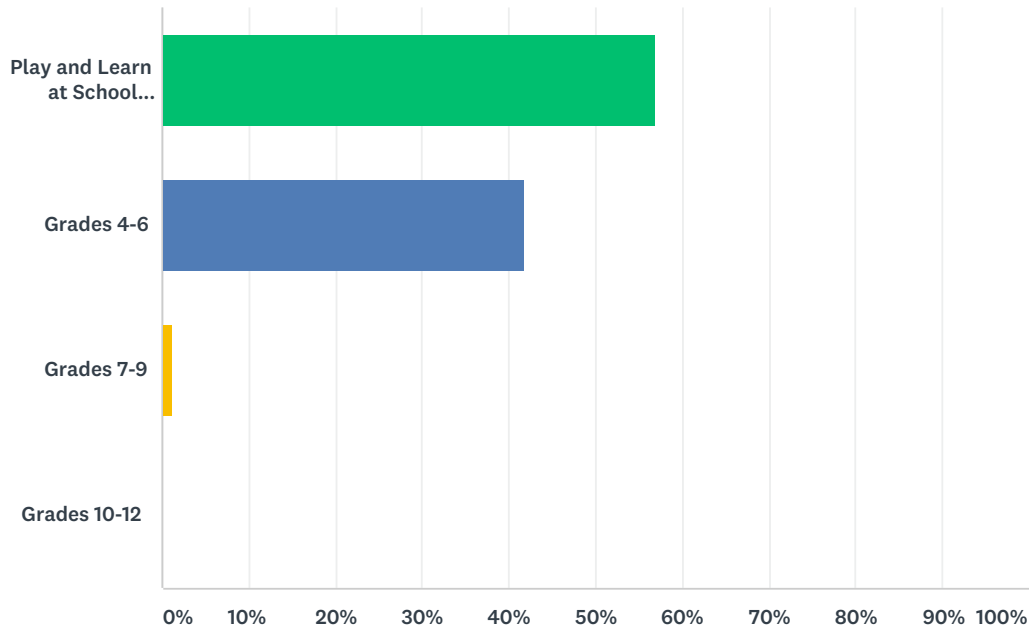
Andrew School	0.00%	0
Ardrossan Elementary	0.00%	0
Ardrossan Junior Senior High	0.00%	0
Bev Facey Community High	0.00%	0
Brentwood Elementary	0.00%	0
Bruderheim School	0.00%	0
Clover Bar Junior High	0.00%	0
École Campbelltown	0.00%	0
École Parc Élémentaire	0.00%	0
F.R. Haythorne Junior High	0.00%	0
Fort Saskatchewan Christian	0.00%	0
Fort Saskatchewan Elementary	0.00%	0
Fort Saskatchewan Senior High	0.00%	0
Fultonvale Elementary Junior High	0.00%	0
Glen Allan Elementary	0.00%	0
James Mowat Elementary	0.00%	0
Lakeland Ridge	0.00%	0
Lamont Elementary	0.00%	0
Lamont High	0.00%	0
Mills Haven Elementary	0.00%	0
Mundare School	0.00%	0
Next Step/Outreach	0.00%	0
Pine Street Elementary	0.00%	0
Rudolph Hennig Junior High	0.00%	0
Salisbury Composite High	0.00%	0
Sherwood Heights Junior High	0.00%	0
SouthPointe School	0.00%	0
Strathcona Christian Academy Elementary	0.00%	0
Strathcona Christian Academy Secondary	0.00%	0
Uncas Elementary	0.00%	0
Vegreville Composite High	0.00%	0
Wes Hosford Elementary	0.00%	0
Westboro Elementary	100.00%	79
Win Ferguson Elementary	0.00%	0

EIPS Parent Survey 2017-18

Woodbridge Farms Elementary	0.00%	0
Wye Elementary	0.00%	0
TOTAL		79

Q2 Please indicate your child's grade.

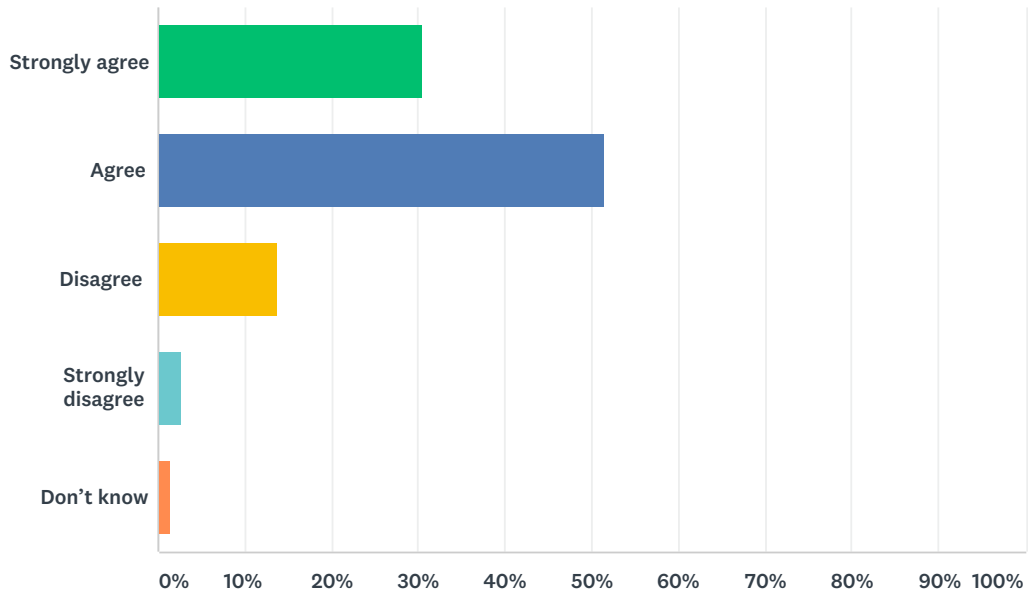
Answered: 79 Skipped: 0



ANSWER CHOICES	RESPONSES	
Play and Learn at School (PALS)KindergartenGrades 1-3	56.96%	45
Grades 4-6	41.77%	33
Grades 7-9	1.27%	1
Grades 10-12	0.00%	0
TOTAL		79

Q3 My child's individual needs are met.

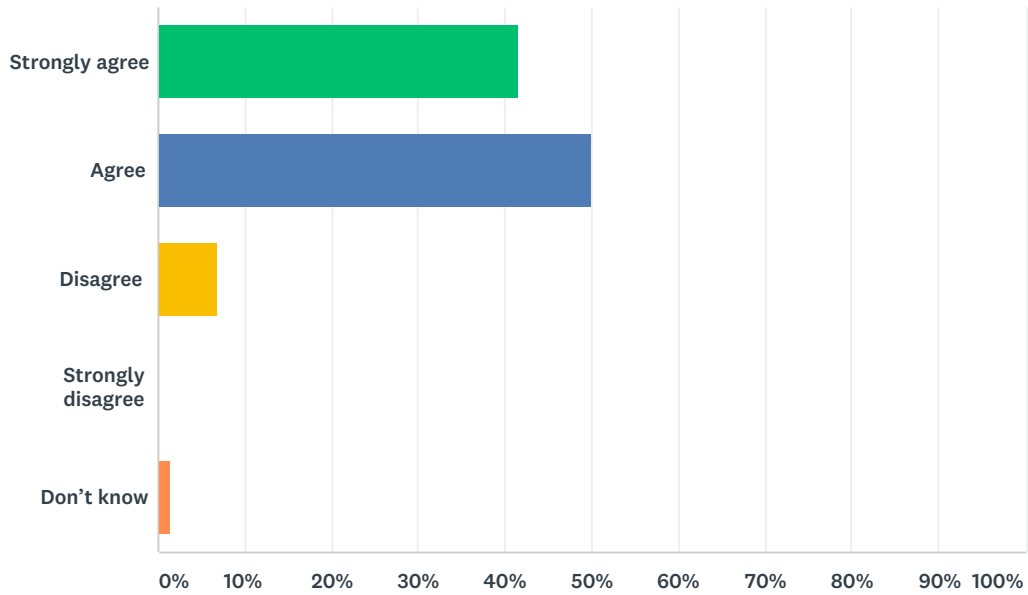
Answered: 72 Skipped: 7



ANSWER CHOICES	RESPONSES	
Strongly agree	30.56%	22
Agree	51.39%	37
Disagree	13.89%	10
Strongly disagree	2.78%	2
Don't know	1.39%	1
TOTAL		72

Q4 My child is encouraged at school to do his or her best.

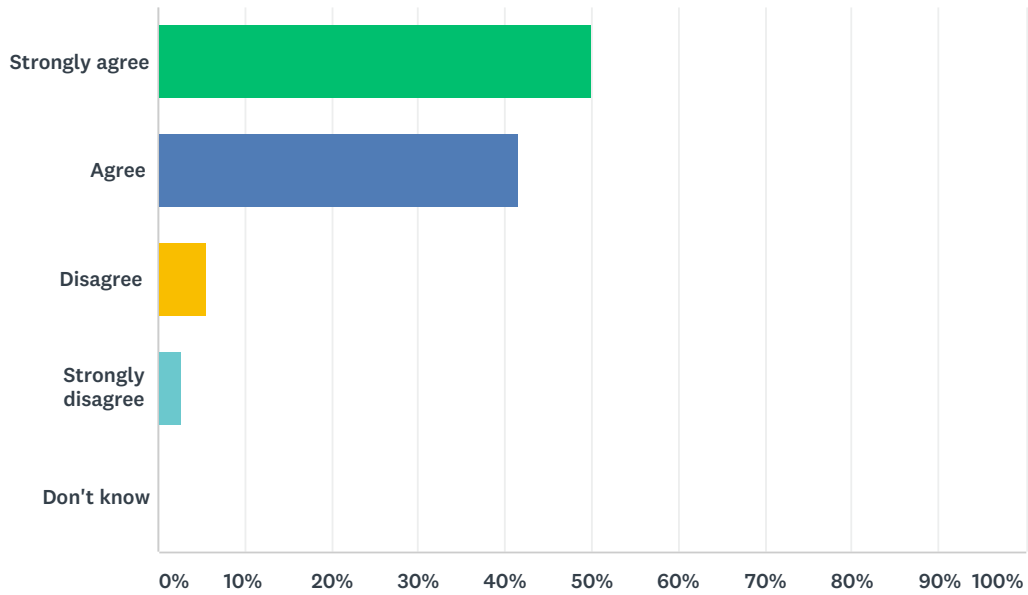
Answered: 72 Skipped: 7



ANSWER CHOICES	RESPONSES	
Strongly agree	41.67%	30
Agree	50.00%	36
Disagree	6.94%	5
Strongly disagree	0.00%	0
Don't know	1.39%	1
TOTAL		72

Q5 My child is demonstrating growth in literacy.

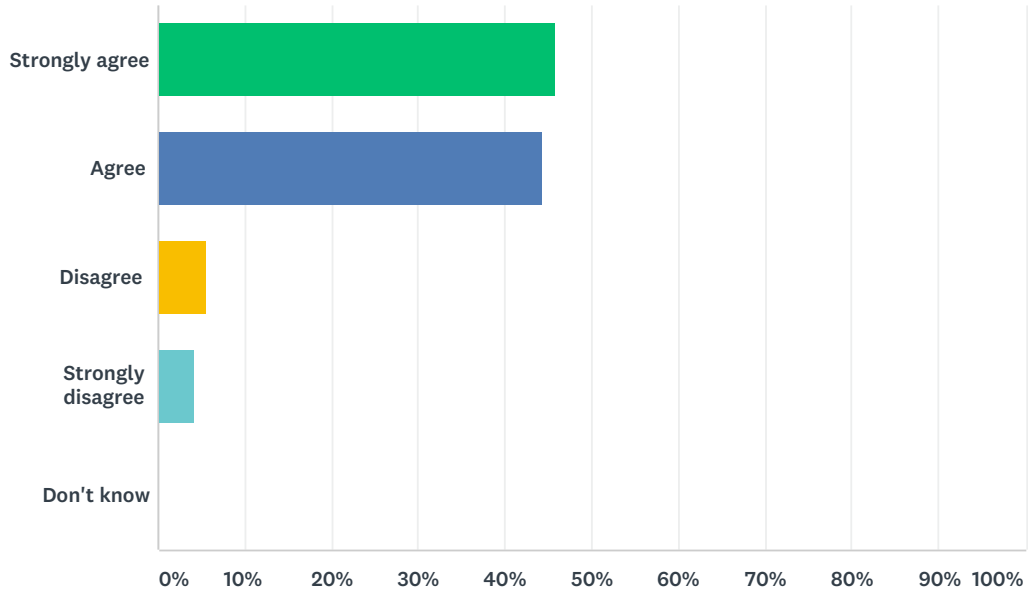
Answered: 72 Skipped: 7



ANSWER CHOICES	RESPONSES	
Strongly agree	50.00%	36
Agree	41.67%	30
Disagree	5.56%	4
Strongly disagree	2.78%	2
Don't know	0.00%	0
TOTAL		72

Q6 My child is demonstrating growth in numeracy.

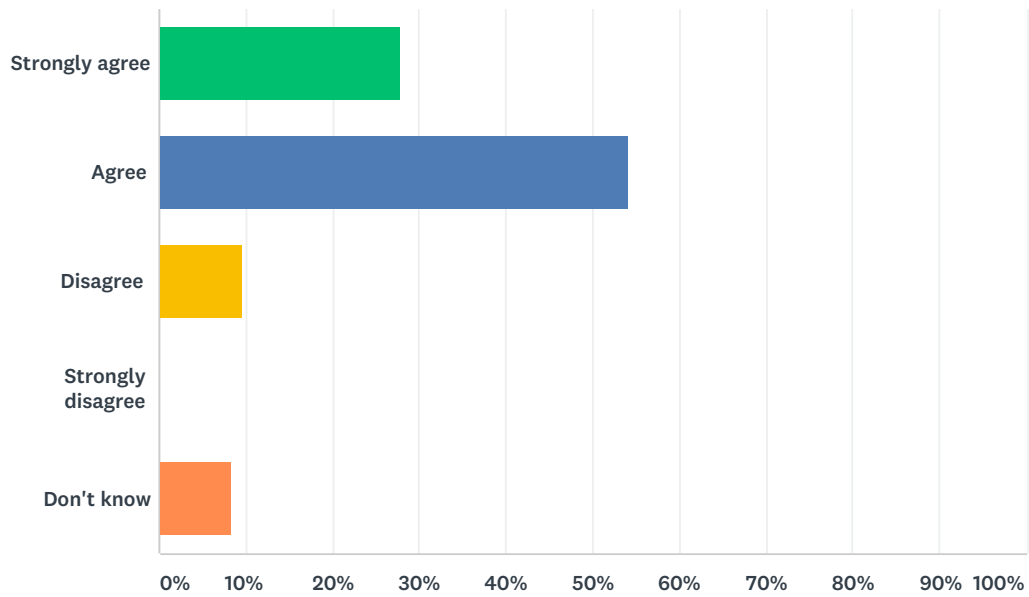
Answered: 72 Skipped: 7



ANSWER CHOICES	RESPONSES	
Strongly agree	45.83%	33
Agree	44.44%	32
Disagree	5.56%	4
Strongly disagree	4.17%	3
Don't know	0.00%	0
TOTAL		72

Q7 My child has an understanding of First Nations, Métis and Inuit culture and history.

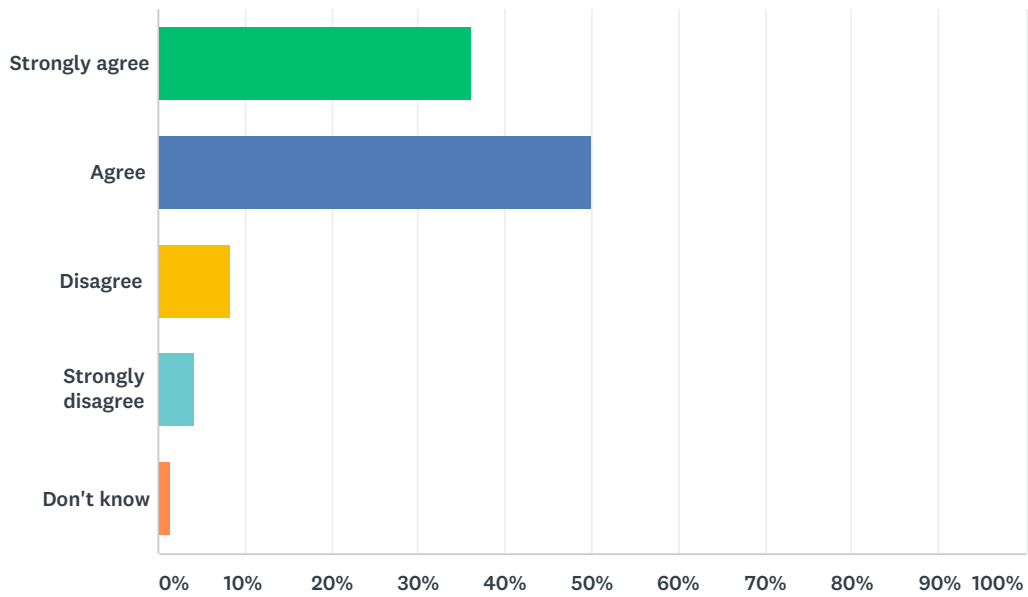
Answered: 72 Skipped: 7



ANSWER CHOICES	RESPONSES	
Strongly agree	27.78%	20
Agree	54.17%	39
Disagree	9.72%	7
Strongly disagree	0.00%	0
Don't know	8.33%	6
TOTAL		72

Q8 My child is being taught knowledge, skills and attitudes necessary to be successful in life.

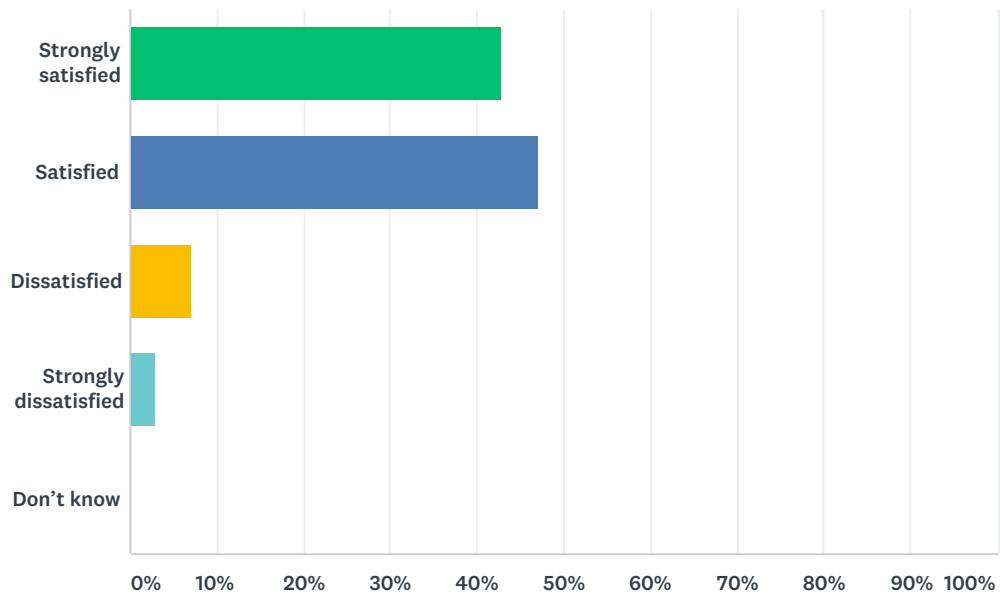
Answered: 72 Skipped: 7



ANSWER CHOICES	RESPONSES	
Strongly agree	36.11%	26
Agree	50.00%	36
Disagree	8.33%	6
Strongly disagree	4.17%	3
Don't know	1.39%	1
TOTAL		72

Q9 How satisfied are you with the quality of education your child is receiving at his or her school?

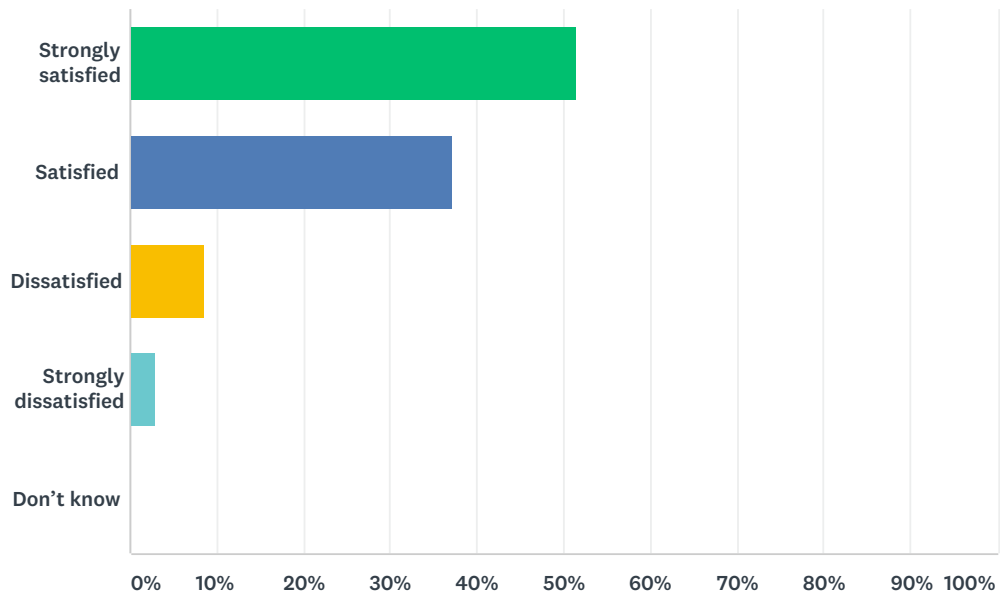
Answered: 70 Skipped: 9



ANSWER CHOICES	RESPONSES	
Strongly satisfied	42.86%	30
Satisfied	47.14%	33
Dissatisfied	7.14%	5
Strongly dissatisfied	2.86%	2
Don't know	0.00%	0
TOTAL		70

Q10 How satisfied are you with the quality of teaching at your child's school?

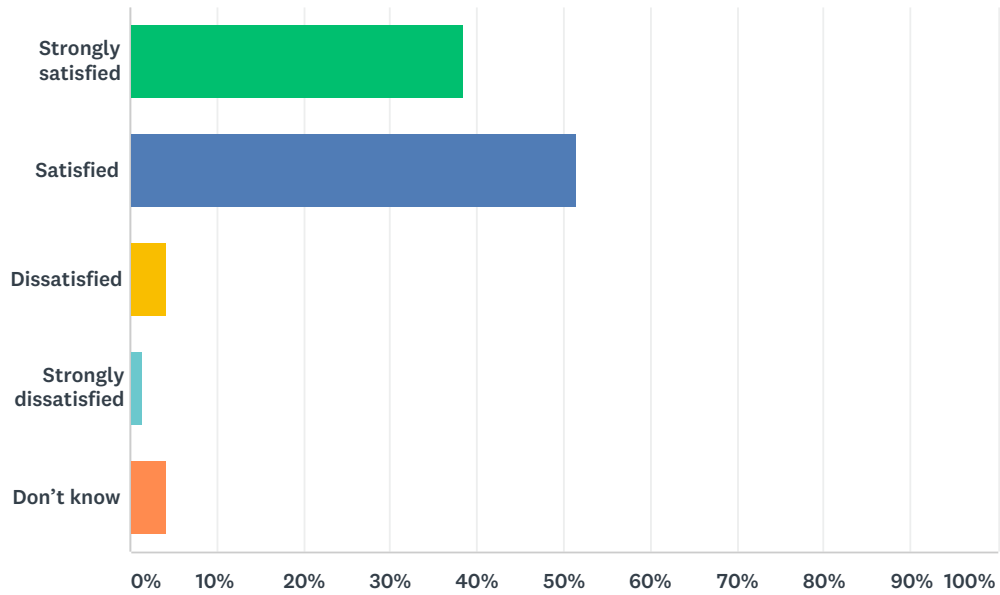
Answered: 70 Skipped: 9



ANSWER CHOICES	RESPONSES	
Strongly satisfied	51.43%	36
Satisfied	37.14%	26
Dissatisfied	8.57%	6
Strongly dissatisfied	2.86%	2
Don't know	0.00%	0
TOTAL		70

Q11 How satisfied are you with the leadership in your child's school?

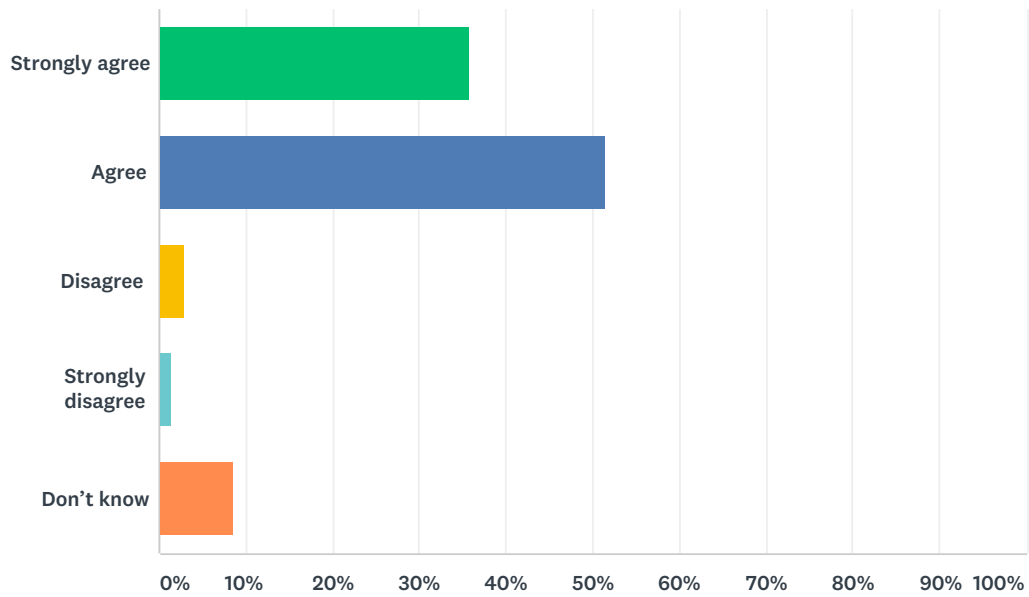
Answered: 70 Skipped: 9



ANSWER CHOICES	RESPONSES	
Strongly satisfied	38.57%	27
Satisfied	51.43%	36
Dissatisfied	4.29%	3
Strongly dissatisfied	1.43%	1
Don't know	4.29%	3
TOTAL		70

Q12 The rights and responsibilities of citizenship are reinforced in my child's school.

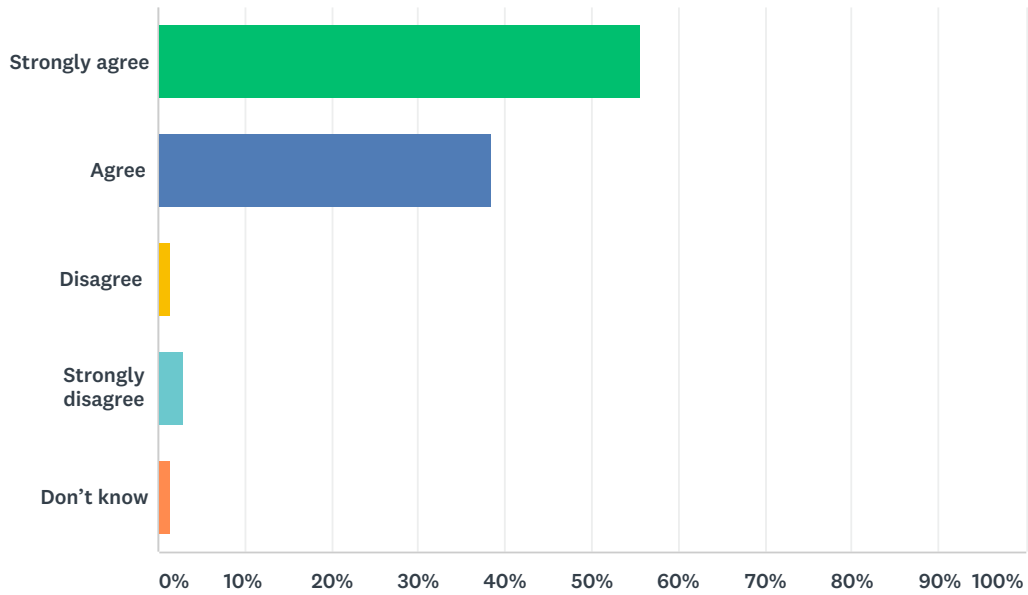
Answered: 70 Skipped: 9



ANSWER CHOICES	RESPONSES	
Strongly agree	35.71%	25
Agree	51.43%	36
Disagree	2.86%	2
Strongly disagree	1.43%	1
Don't know	8.57%	6
TOTAL		70

Q13 The school staff care about my child.

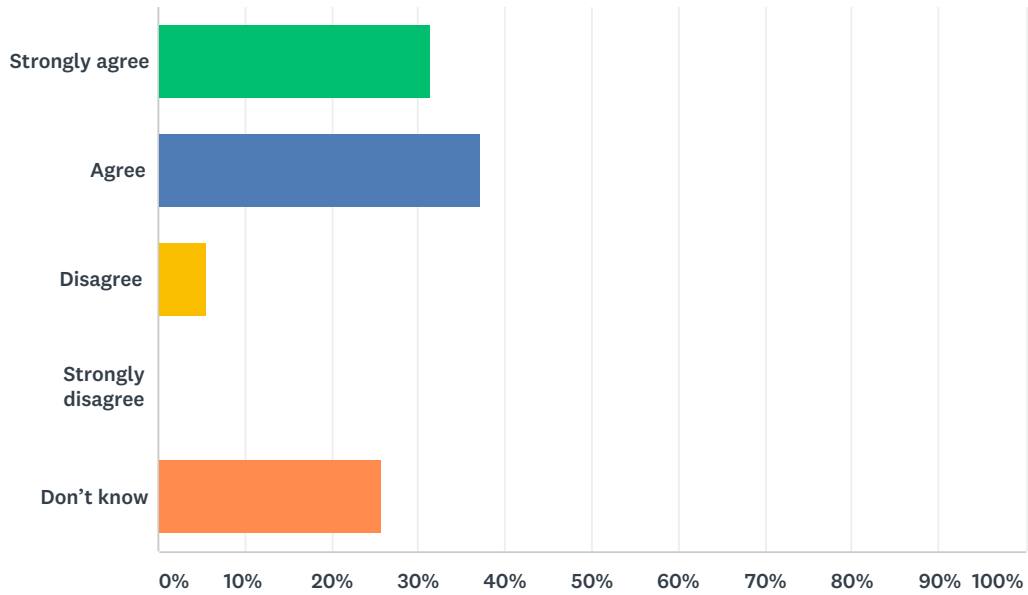
Answered: 70 Skipped: 9



ANSWER CHOICES	RESPONSES	
Strongly agree	55.71%	39
Agree	38.57%	27
Disagree	1.43%	1
Strongly disagree	2.86%	2
Don't know	1.43%	1
TOTAL		70

Q14 Discipline is handled in a fair and reasonable manner in my child's school.

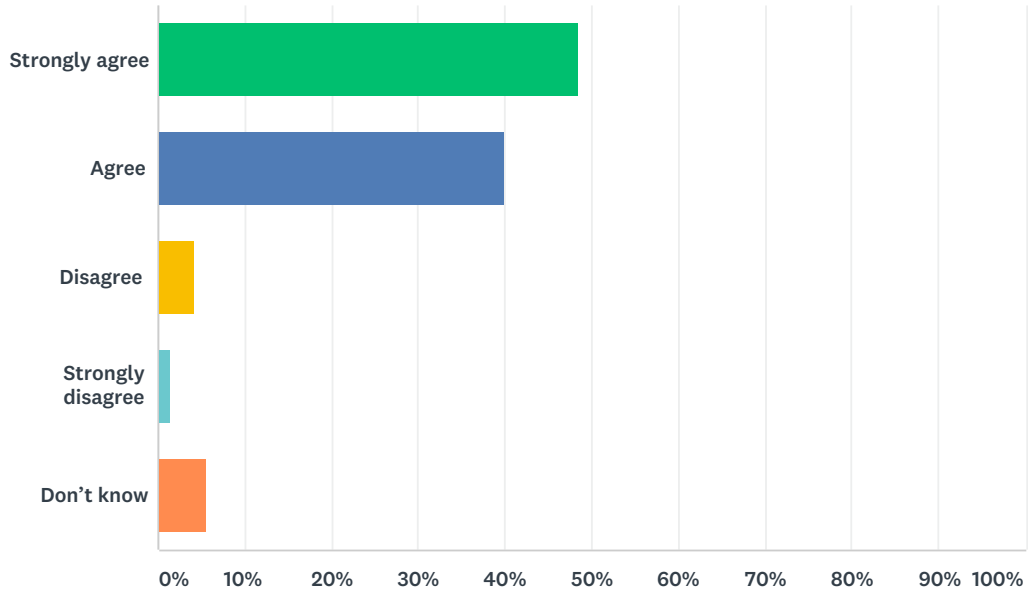
Answered: 70 Skipped: 9



ANSWER CHOICES	RESPONSES	
Strongly agree	31.43%	22
Agree	37.14%	26
Disagree	5.71%	4
Strongly disagree	0.00%	0
Don't know	25.71%	18
TOTAL		70

Q15 My child's school is safe.

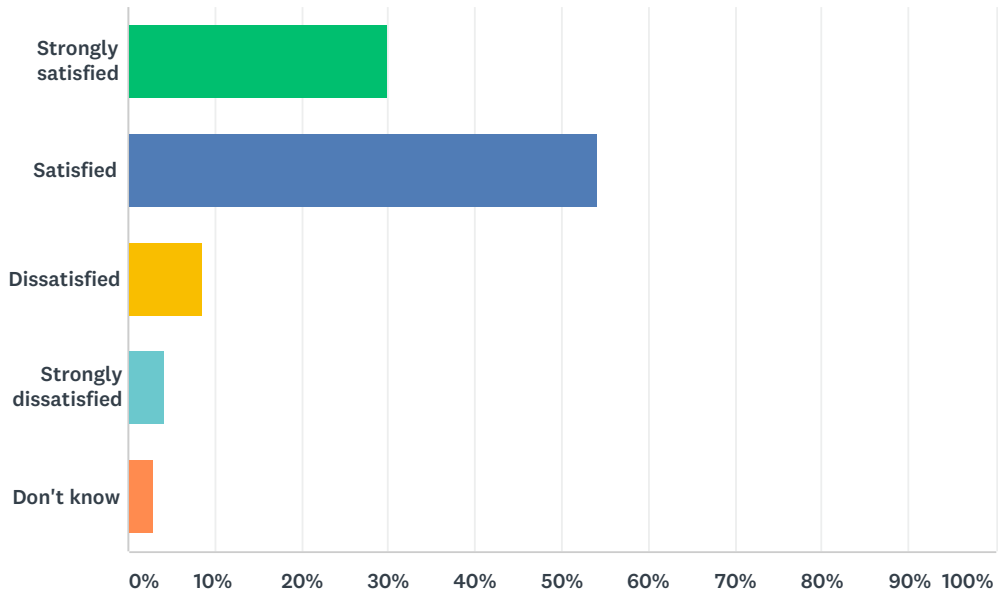
Answered: 70 Skipped: 9



ANSWER CHOICES	RESPONSES	
Strongly agree	48.57%	34
Agree	40.00%	28
Disagree	4.29%	3
Strongly disagree	1.43%	1
Don't know	5.71%	4
TOTAL		70

Q16 How satisfied are you with the resources available to support your child's learning?

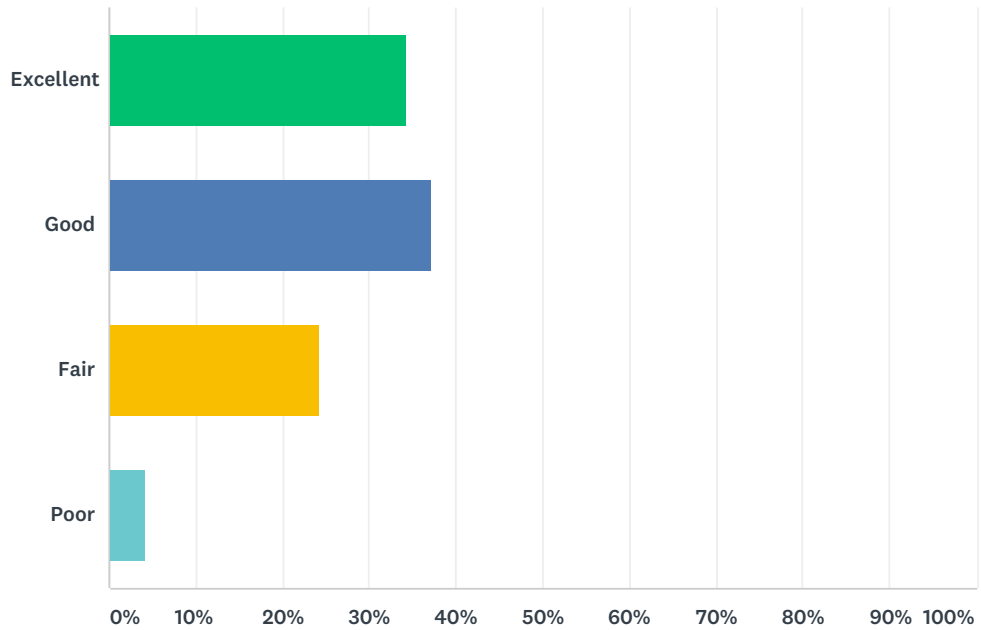
Answered: 70 Skipped: 9



ANSWER CHOICES	RESPONSES	
Strongly satisfied	30.00%	21
Satisfied	54.29%	38
Dissatisfied	8.57%	6
Strongly dissatisfied	4.29%	3
Don't know	2.86%	2
TOTAL		70

Q17 How would you rate the physical condition of your child's school?

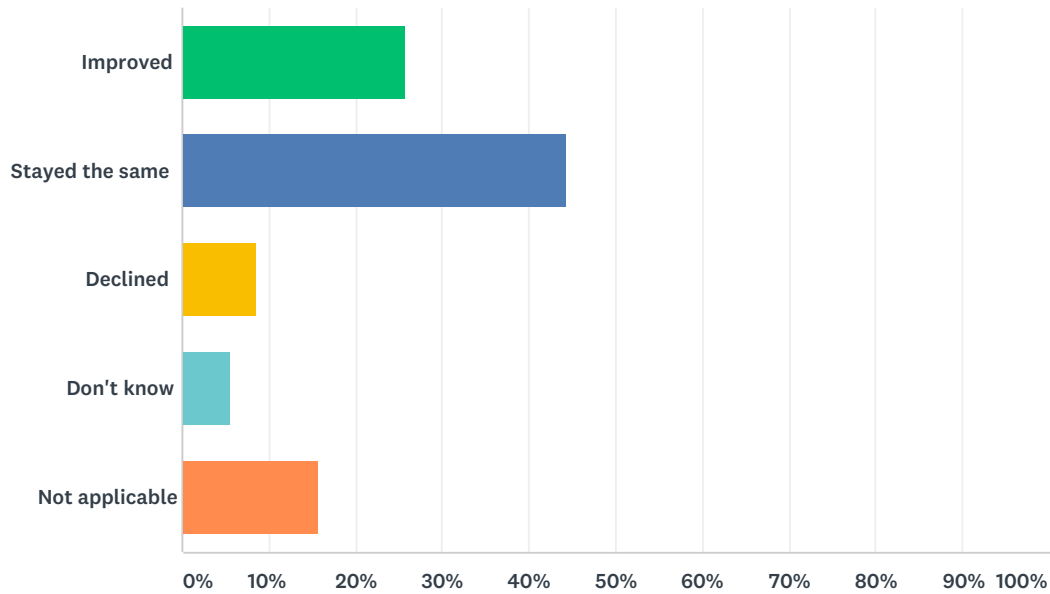
Answered: 70 Skipped: 9



ANSWER CHOICES	RESPONSES	
Excellent	34.29%	24
Good	37.14%	26
Fair	24.29%	17
Poor	4.29%	3
TOTAL		70

Q18 In your opinion, has the quality of education your child has experienced at school improved, stayed the same or declined in the past three years?

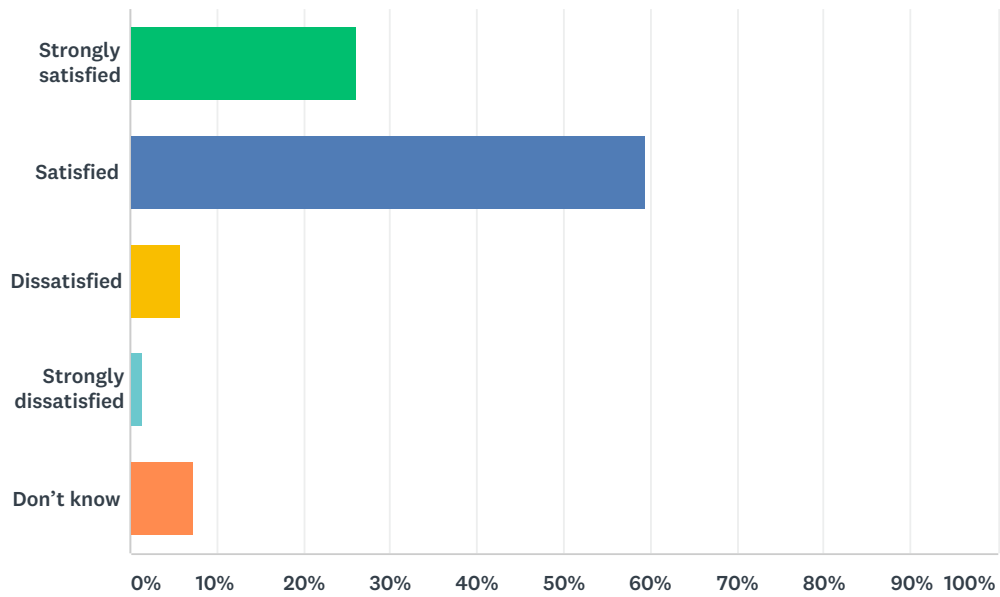
Answered: 70 Skipped: 9



ANSWER CHOICES	RESPONSES	
Improved	25.71%	18
Stayed the same	44.29%	31
Declined	8.57%	6
Don't know	5.71%	4
Not applicable	15.71%	11
TOTAL		70

Q19 How satisfied are you with the opportunity to be involved in decisions at your child's school?

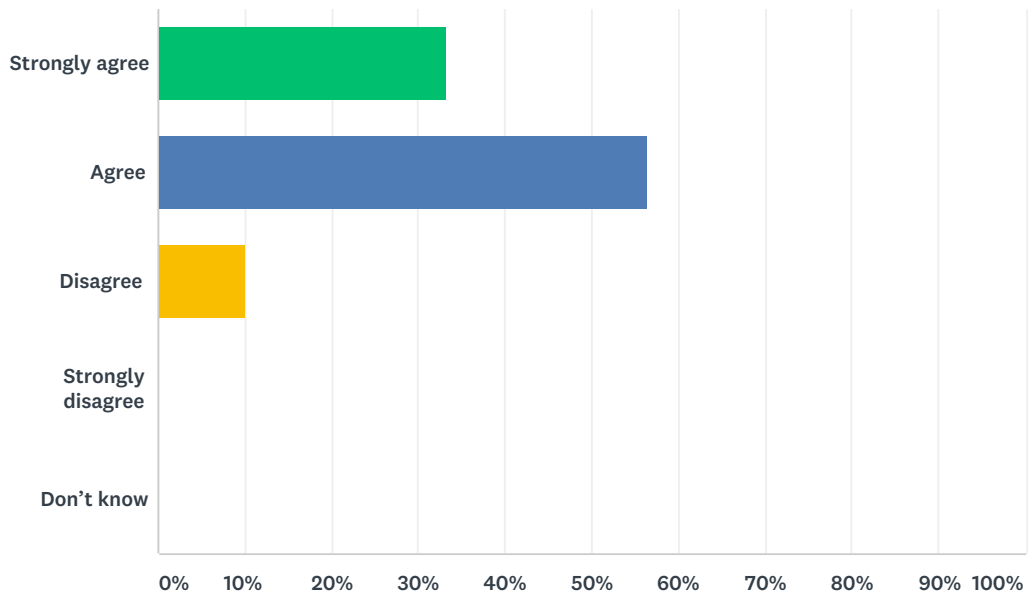
Answered: 69 Skipped: 10



ANSWER CHOICES	RESPONSES	
Strongly satisfied	26.09%	18
Satisfied	59.42%	41
Dissatisfied	5.80%	4
Strongly dissatisfied	1.45%	1
Don't know	7.25%	5
TOTAL		69

Q20 The school keeps me informed about my child's progress and achievement.

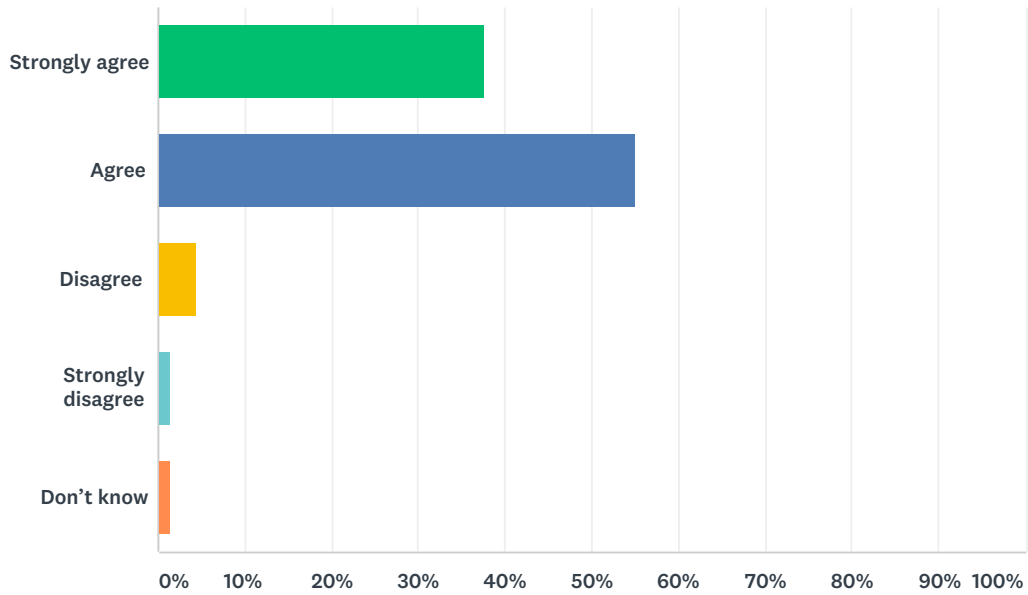
Answered: 69 Skipped: 10



ANSWER CHOICES	RESPONSES	
Strongly agree	33.33%	23
Agree	56.52%	39
Disagree	10.14%	7
Strongly disagree	0.00%	0
Don't know	0.00%	0
TOTAL		69

Q21 There is open and honest communication within my child's school.

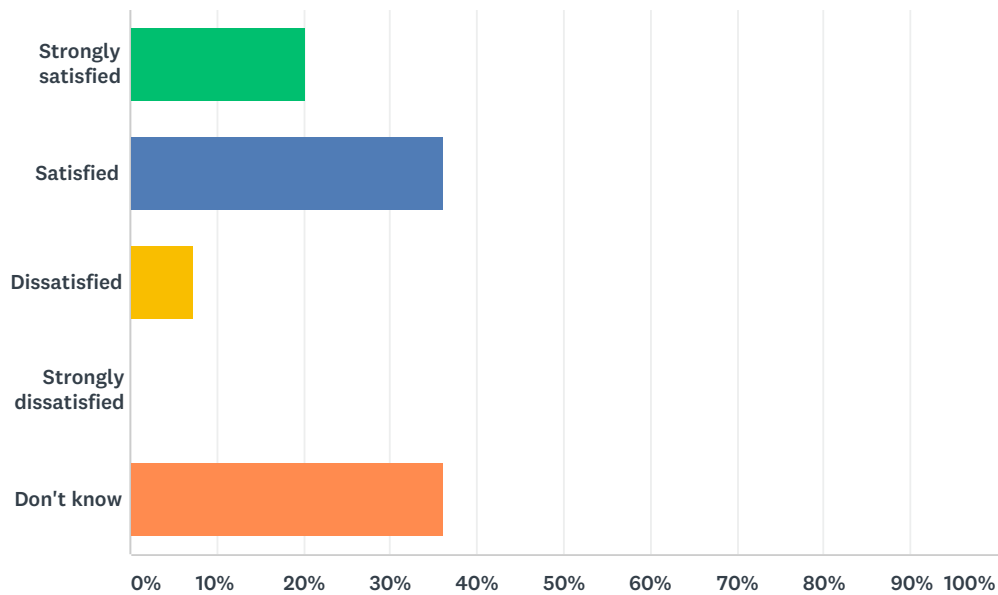
Answered: 69 Skipped: 10



ANSWER CHOICES	RESPONSES	
Strongly agree	37.68%	26
Agree	55.07%	38
Disagree	4.35%	3
Strongly disagree	1.45%	1
Don't know	1.45%	1
TOTAL		69

Q22 How satisfied are you with the community partnerships that may be established at your school? For example: Saffron, KEYS program, Green Certificate, lunch programs, after-school programs, RAP, Tools for School, Scratch Day, Entrepreneurial Adventure, scholarships/grants, etc.

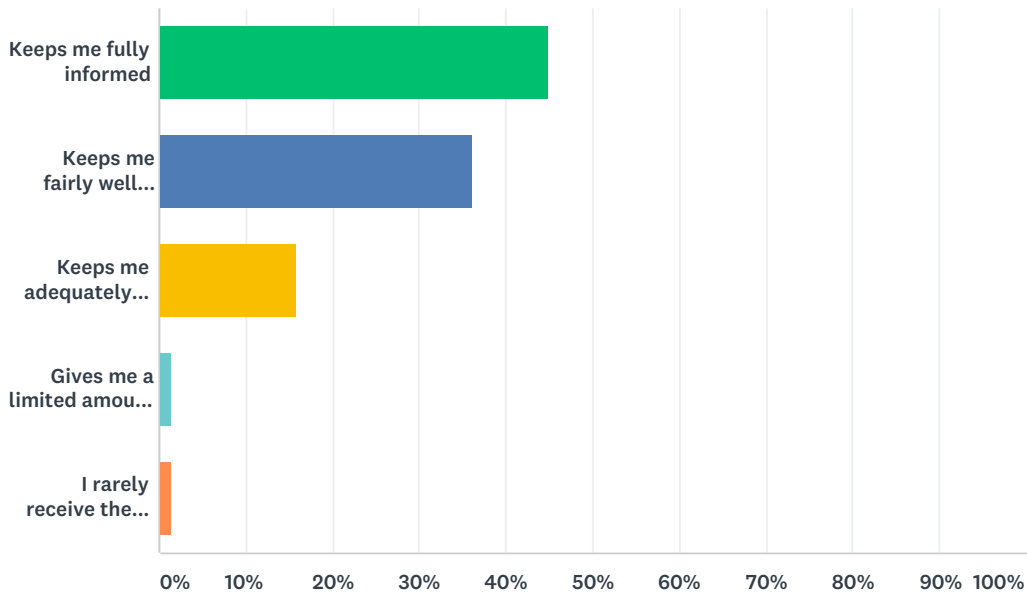
Answered: 69 Skipped: 10



ANSWER CHOICES	RESPONSES	
Strongly satisfied	20.29%	14
Satisfied	36.23%	25
Dissatisfied	7.25%	5
Strongly dissatisfied	0.00%	0
Don't know	36.23%	25
TOTAL		69

Q23 Elk Island Public Schools appreciates the opportunity to stay connected with parents about news, activities, programs and other matters of importance. What is your impression of the communication you receive from your child's school?

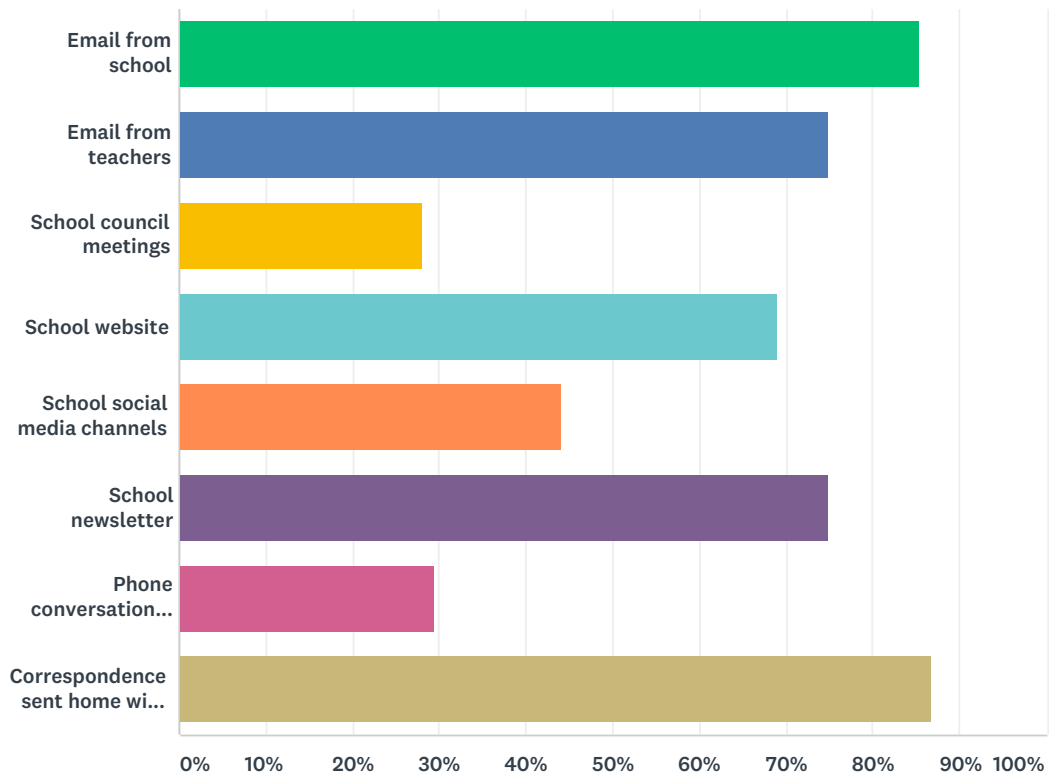
Answered: 69 Skipped: 10



ANSWER CHOICES	RESPONSES	
Keeps me fully informed	44.93%	31
Keeps me fairly well informed	36.23%	25
Keeps me adequately informed	15.94%	11
Gives me a limited amount of information	1.45%	1
I rarely receive the information I need	1.45%	1
TOTAL		69

Q24 Do you regularly make use of the following to keep up to date on school activities, programs, etc.? Check all that apply.

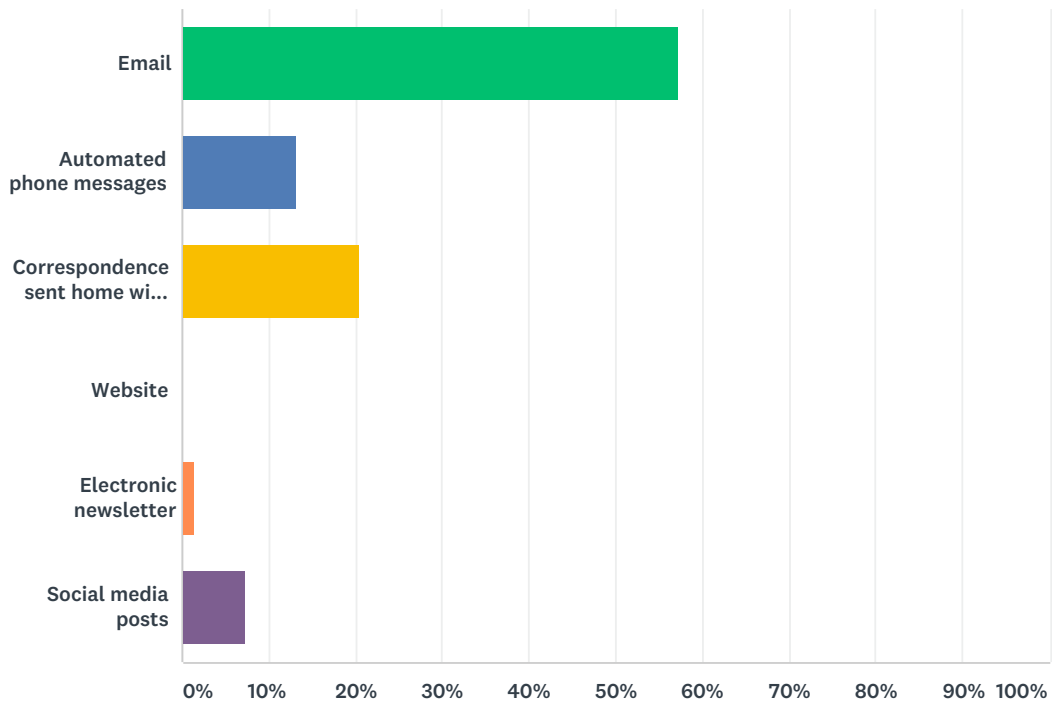
Answered: 68 Skipped: 11



ANSWER CHOICES	RESPONSES	
Email from school	85.29%	58
Email from teachers	75.00%	51
School council meetings	27.94%	19
School website	69.12%	47
School social media channels	44.12%	30
School newsletter	75.00%	51
Phone conversations with school and/or teachers	29.41%	20
Correspondence sent home with your child	86.76%	59
Total Respondents: 68		

Q25 What is your most preferred method of communication from the school and Division?

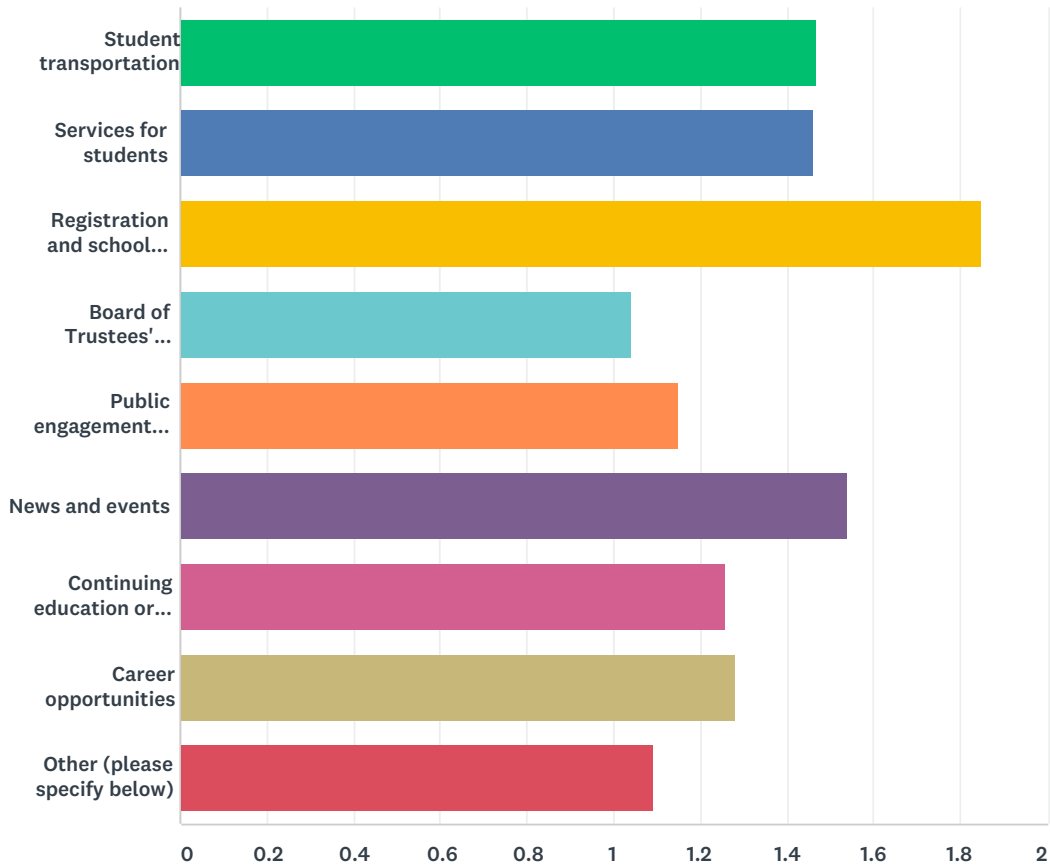
Answered: 68 Skipped: 11



ANSWER CHOICES	RESPONSES	
Email	57.35%	39
Automated phone messages	13.24%	9
Correspondence sent home with your child	20.59%	14
Website	0.00%	0
Electronic newsletter	1.47%	1
Social media posts	7.35%	5
TOTAL		68

Q26 Do you visit the Division website (www.eips.ca) for information on:

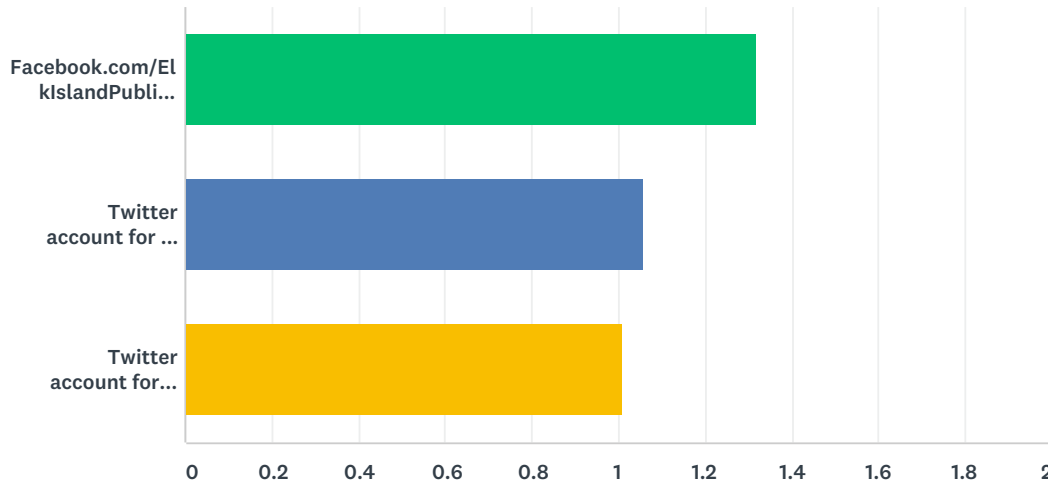
Answered: 68 Skipped: 11



	YES	NO	TOTAL	WEIGHTED AVERAGE
Student transportation	47.06% 32	52.94% 36	68	1.47
Services for students	45.59% 31	54.41% 37	68	1.46
Registration and school boundaries	85.29% 58	14.71% 10	68	1.85
Board of Trustees' meetings	4.41% 3	95.59% 65	68	1.04
Public engagement initiatives	14.71% 10	85.29% 58	68	1.15
News and events	54.41% 37	45.59% 31	68	1.54
Continuing education or summer courses	26.47% 18	73.53% 50	68	1.26
Career opportunities	27.94% 19	72.06% 49	68	1.28
Other (please specify below)	8.82% 6	91.18% 62	68	1.09

Q27 Elk Island Public Schools shares news and information on its social media channels. Do you follow:

Answered: 68 Skipped: 11



	YES	NO	TOTAL	WEIGHTED AVERAGE
Facebook.com/ElkIslandPublicSchools	32.35% 22	67.65% 46	68	1.32
Twitter account for the Division (@eips)	5.88% 4	94.12% 64	68	1.06
Twitter account for EIPS Student Transportation (@eipsST)	1.47% 1	98.53% 67	68	1.01