


EIPS Parent Survey 2021-22



EIPS Parent Survey 2021-22

0% 10% 20% 30% 40% 50% 60% 70% 80% 90% 100%

EIPS Parent Survey 2021-22

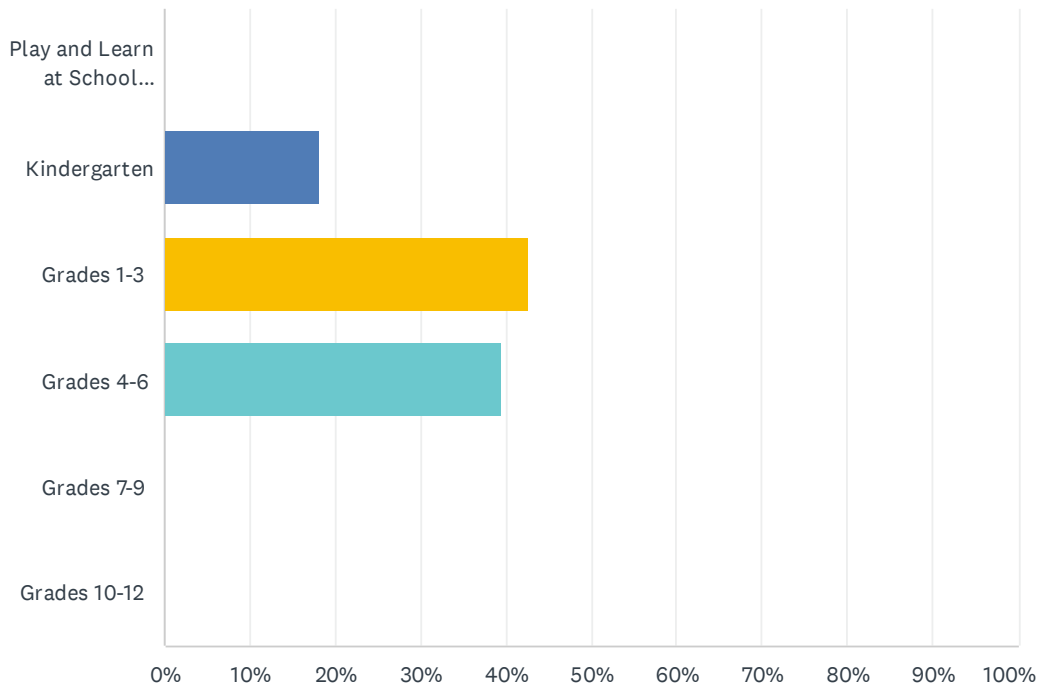
ANSWER CHOICES	RESPONSES	
A.L. Horton Elementary	0.00%	0
Andrew School	0.00%	0
Ardrossan Elementary	0.00%	0
Ardrossan Junior Senior High	0.00%	0
Bev Facey Community High	0.00%	0
Brentwood Elementary	0.00%	0
Bruderheim School	0.00%	0
Clover Bar Junior High	0.00%	0
Davidson Creek Elementary	0.00%	0
École Campbelltown	0.00%	0
École Parc Élémentaire	0.00%	0
F.R. Haythorne Junior High	0.00%	0
Fort Saskatchewan Christian	0.00%	0
Fort Saskatchewan Elementary	0.00%	0
Fort Saskatchewan High	0.00%	0
Fultonvale Elementary Junior High	0.00%	0
Glen Allan Elementary	0.00%	0
Heritage Hills Elementary	0.00%	0
James Mowat Elementary	0.00%	0
Lakeland Ridge	0.00%	0
Lamont Elementary	0.00%	0
Lamont High	0.00%	0
Mills Haven Elementary	0.00%	0
Mundare School	0.00%	0
Next Step/Outreach	0.00%	0
Pine Street Elementary	0.00%	0
Rudolph Hennig Junior High	0.00%	0
Salisbury Composite High	0.00%	0
Sherwood Heights Junior High	0.00%	0
SouthPointe School	0.00%	0
Strathcona Christian Academy Elementary	0.00%	0
Strathcona Christian Academy Secondary	0.00%	0

EIPS Parent Survey 2021-22

Uncas Elementary	0.00%	0
Vegreville Composite High	0.00%	0
Wes Hosford Elementary	0.00%	0
Westboro Elementary	100.00%	61
Win Ferguson Elementary	0.00%	0
Woodbridge Farms Elementary	0.00%	0
Home Education	0.00%	0
TOTAL		61

Q2 What grade is your child currently in?

Answered: 61 Skipped: 0



ANSWER CHOICES	RESPONSES	
Play and Learn at School (PALS)	0.00%	0
Kindergarten	18.03%	11
Grades 1-3	42.62%	26
Grades 4-6	39.34%	24
Grades 7-9	0.00%	0
Grades 10-12	0.00%	0
TOTAL		61

Q3 As a result of being in the Play and Learn at School (PALS) program, my child's demonstrating growth in their development.

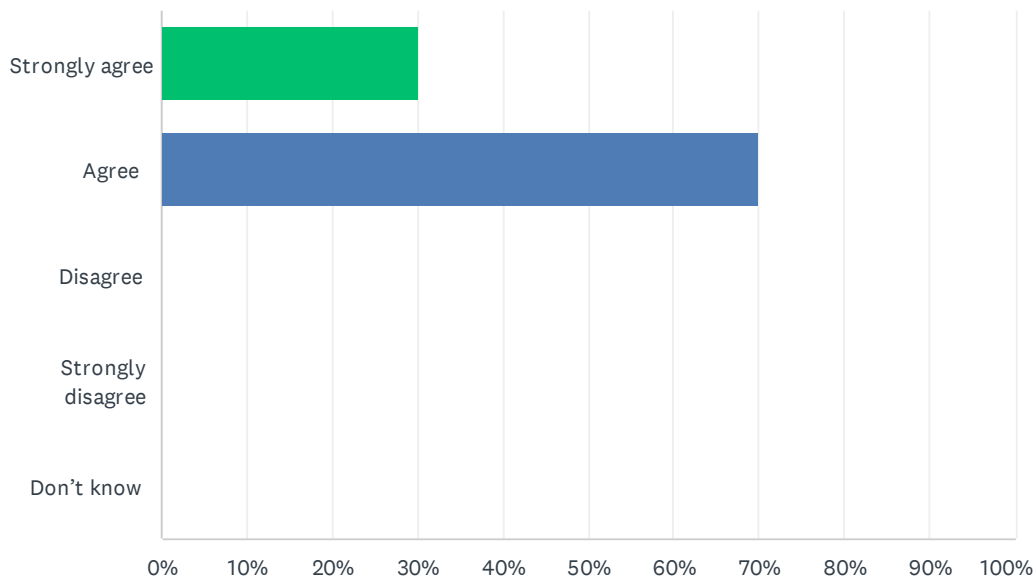
Answered: 0 Skipped: 61

 No matching responses.

ANSWER CHOICES	RESPONSES
Strongly agree	0.00% 0
Agree	0.00% 0
Disagree	0.00% 0
Strongly disagree	0.00% 0
Don't know	0.00% 0
TOTAL	0

Q4 As a result of being in the Kindergarten program, my child's becoming ready to enter Grade 1.

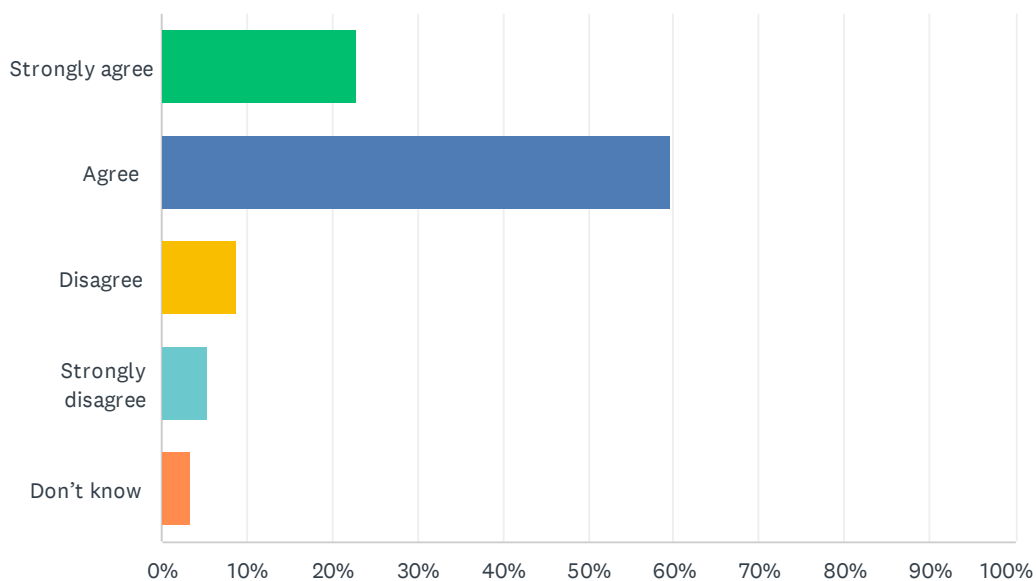
Answered: 10 Skipped: 51



ANSWER CHOICES	RESPONSES	
Strongly agree	30.00%	3
Agree	70.00%	7
Disagree	0.00%	0
Strongly disagree	0.00%	0
Don't know	0.00%	0
TOTAL		10

Q5 My child's individual needs are met.

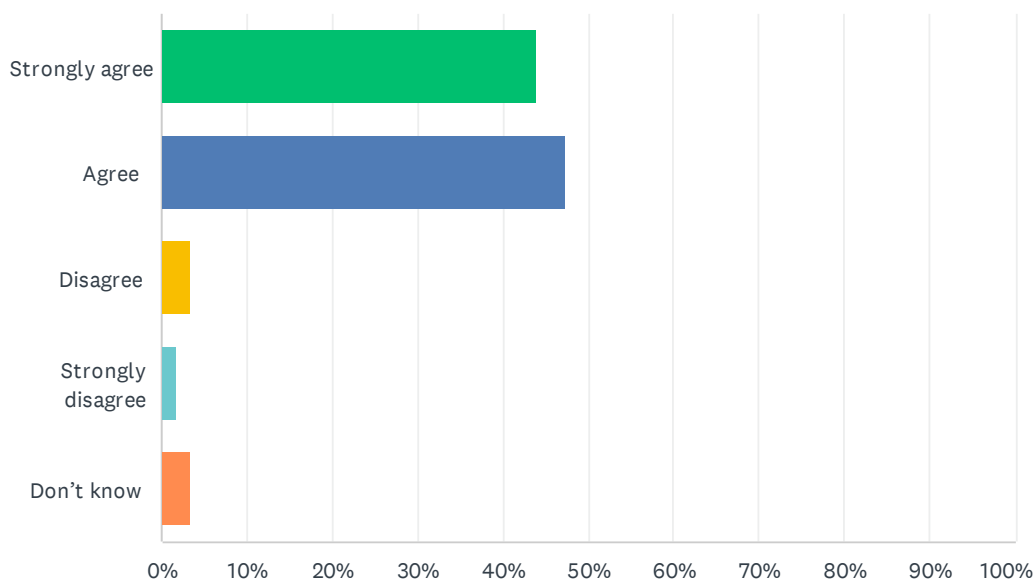
Answered: 57 Skipped: 4



ANSWER CHOICES	RESPONSES	
Strongly agree	22.81%	13
Agree	59.65%	34
Disagree	8.77%	5
Strongly disagree	5.26%	3
Don't know	3.51%	2
TOTAL		57

Q6 My child's encouraged to do their best.

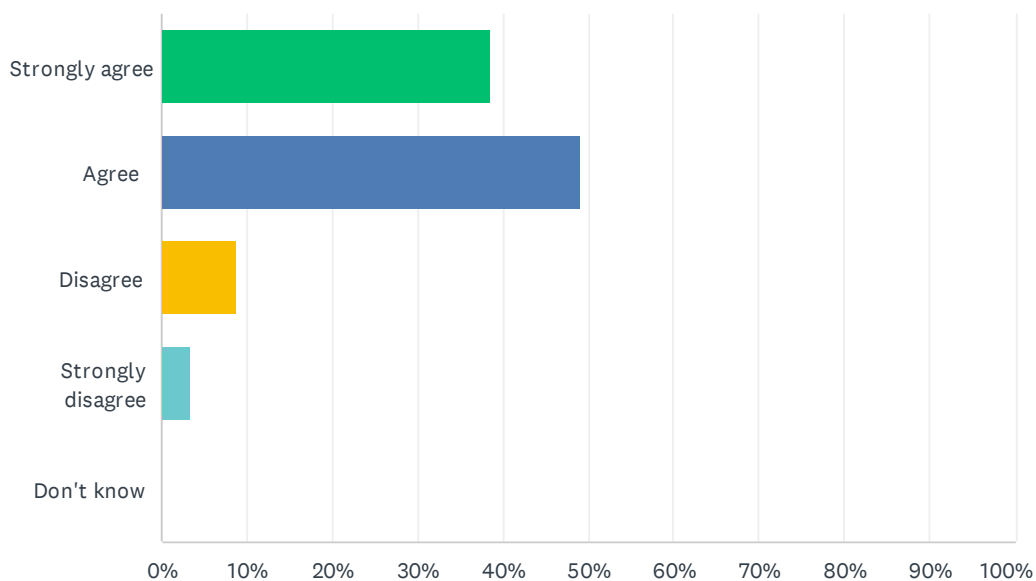
Answered: 57 Skipped: 4



ANSWER CHOICES	RESPONSES	
Strongly agree	43.86%	25
Agree	47.37%	27
Disagree	3.51%	2
Strongly disagree	1.75%	1
Don't know	3.51%	2
TOTAL		57

Q7 My child's demonstrating growth in literacy.

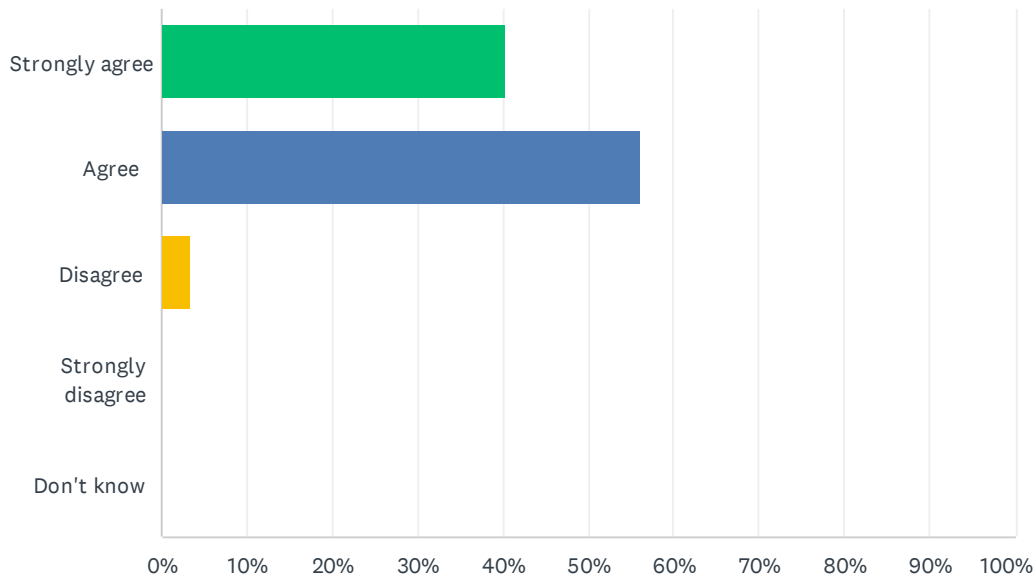
Answered: 57 Skipped: 4



ANSWER CHOICES	RESPONSES	
Strongly agree	38.60%	22
Agree	49.12%	28
Disagree	8.77%	5
Strongly disagree	3.51%	2
Don't know	0.00%	0
TOTAL		57

Q8 My child's demonstrating growth in numeracy.

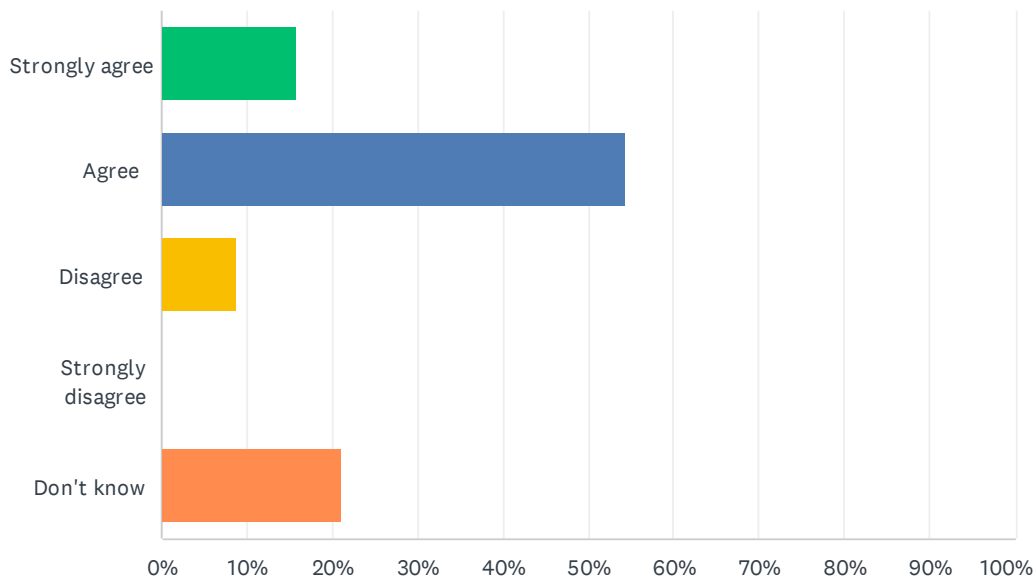
Answered: 57 Skipped: 4



ANSWER CHOICES	RESPONSES	
Strongly agree	40.35%	23
Agree	56.14%	32
Disagree	3.51%	2
Strongly disagree	0.00%	0
Don't know	0.00%	0
TOTAL		57

Q9 My child has an understanding of First Nations, Métis and Inuit culture and history.

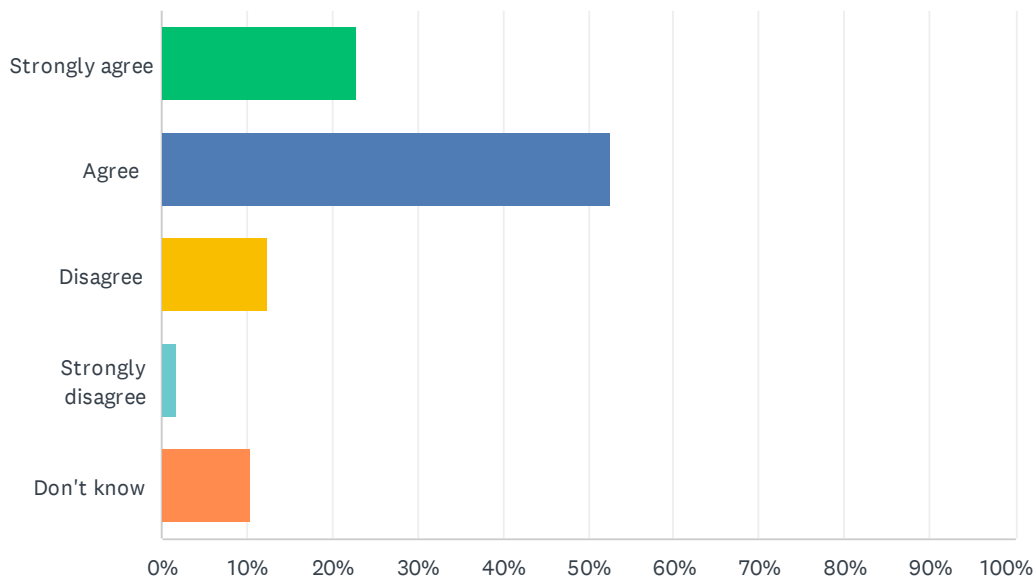
Answered: 57 Skipped: 4



ANSWER CHOICES	RESPONSES	
Strongly agree	15.79%	9
Agree	54.39%	31
Disagree	8.77%	5
Strongly disagree	0.00%	0
Don't know	21.05%	12
TOTAL		57

Q10 My child's learning the knowledge, skills and attitudes necessary to be successful in life.

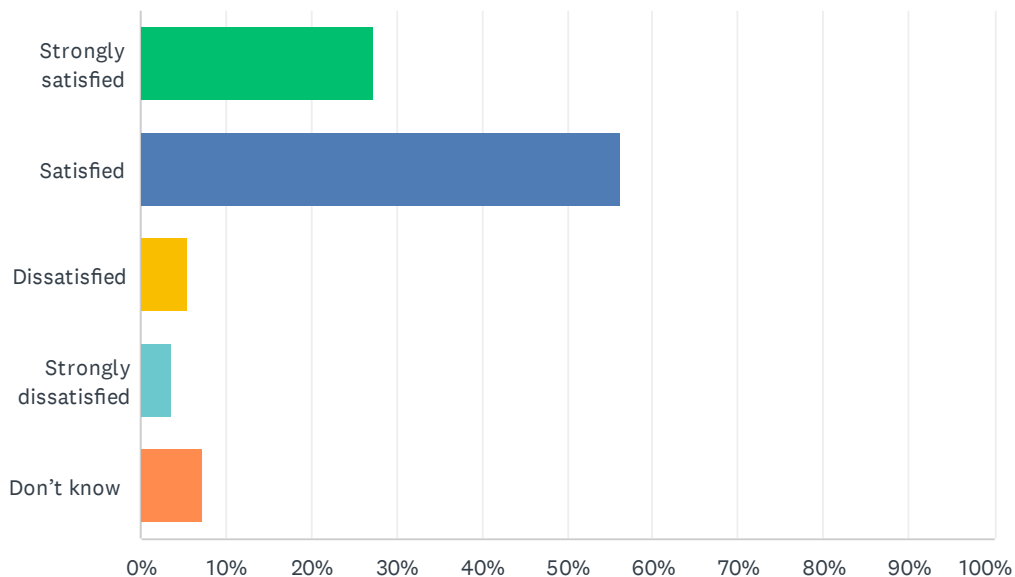
Answered: 57 Skipped: 4



ANSWER CHOICES	RESPONSES	
Strongly agree	22.81%	13
Agree	52.63%	30
Disagree	12.28%	7
Strongly disagree	1.75%	1
Don't know	10.53%	6
TOTAL		57

Q11 How satisfied are you with the quality of education your child's receiving at school?

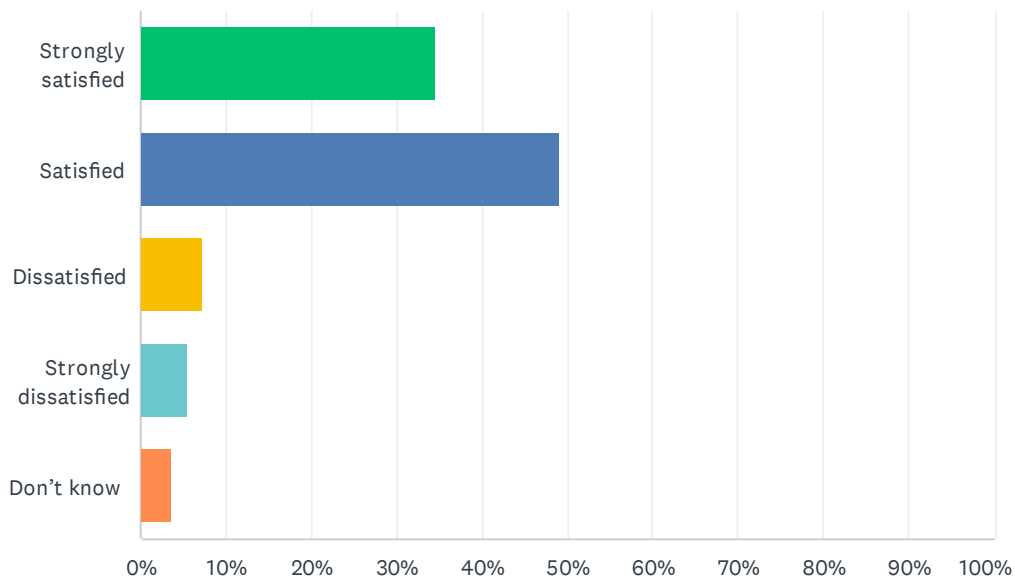
Answered: 55 Skipped: 6



ANSWER CHOICES	RESPONSES	
Strongly satisfied	27.27%	15
Satisfied	56.36%	31
Dissatisfied	5.45%	3
Strongly dissatisfied	3.64%	2
Don't know	7.27%	4
TOTAL		55

Q12 How satisfied are you with the quality of teaching at your child's school?

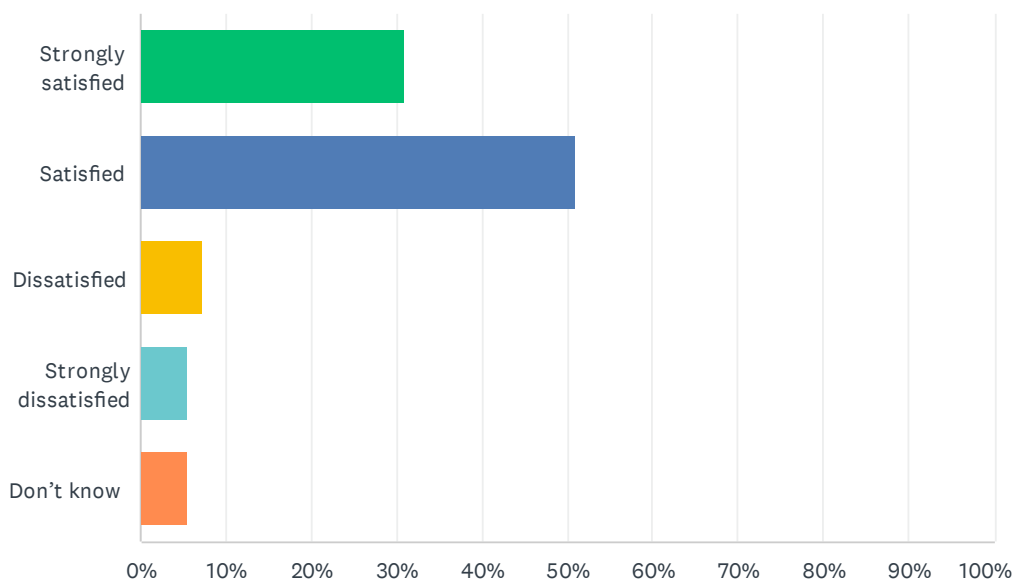
Answered: 55 Skipped: 6



ANSWER CHOICES	RESPONSES	
Strongly satisfied	34.55%	19
Satisfied	49.09%	27
Dissatisfied	7.27%	4
Strongly dissatisfied	5.45%	3
Don't know	3.64%	2
TOTAL		55

Q13 How satisfied are you with the leadership at your child's school?

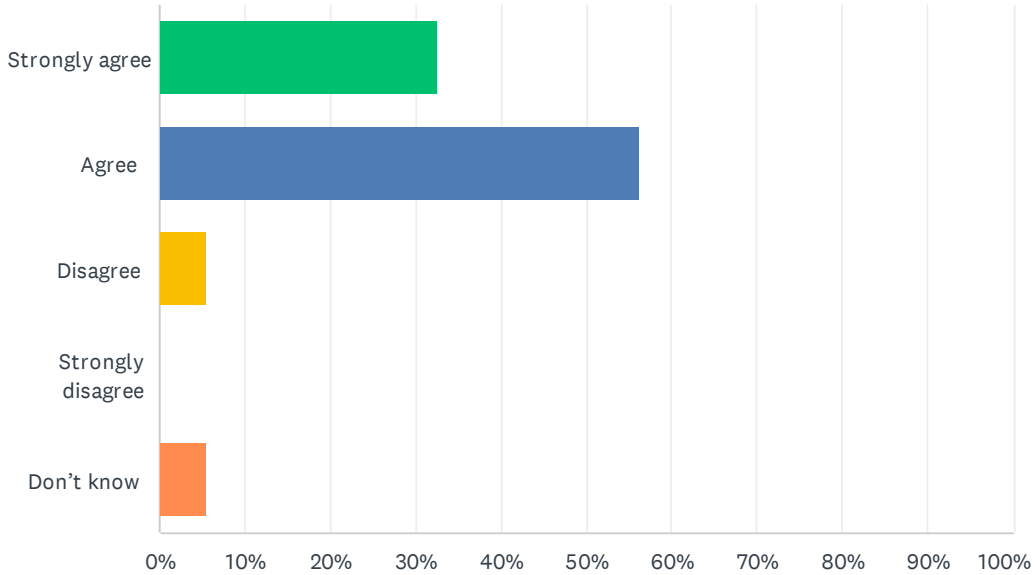
Answered: 55 Skipped: 6



ANSWER CHOICES	RESPONSES	
Strongly satisfied	30.91%	17
Satisfied	50.91%	28
Dissatisfied	7.27%	4
Strongly dissatisfied	5.45%	3
Don't know	5.45%	3
TOTAL		55

Q14 My child’s school encourages my child to be a responsible, respectful and engaged citizen.

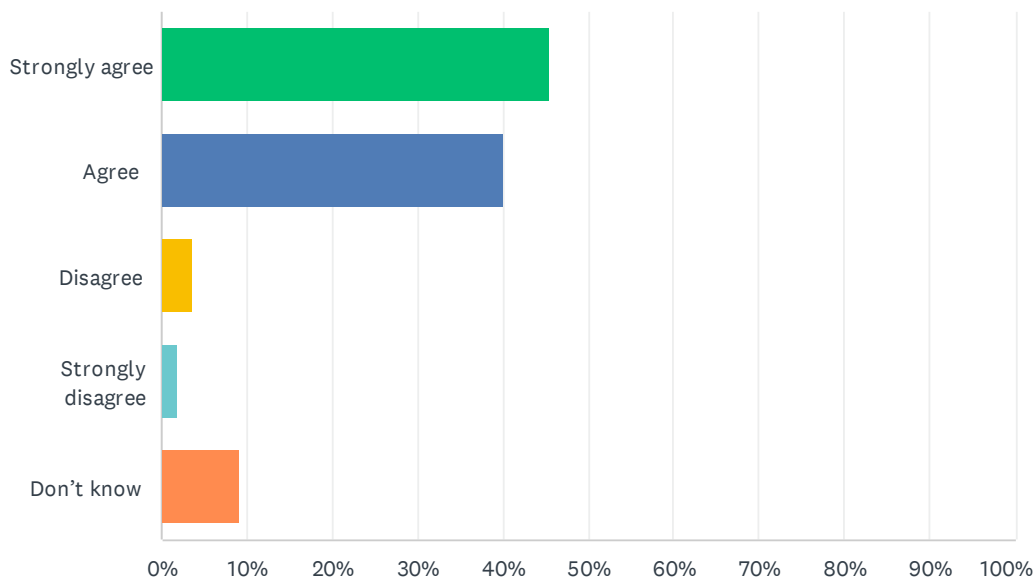
Answered: 55 Skipped: 6



ANSWER CHOICES	RESPONSES	
Strongly agree	32.73%	18
Agree	56.36%	31
Disagree	5.45%	3
Strongly disagree	0.00%	0
Don't know	5.45%	3
TOTAL		55

Q15 School staff care about my child.

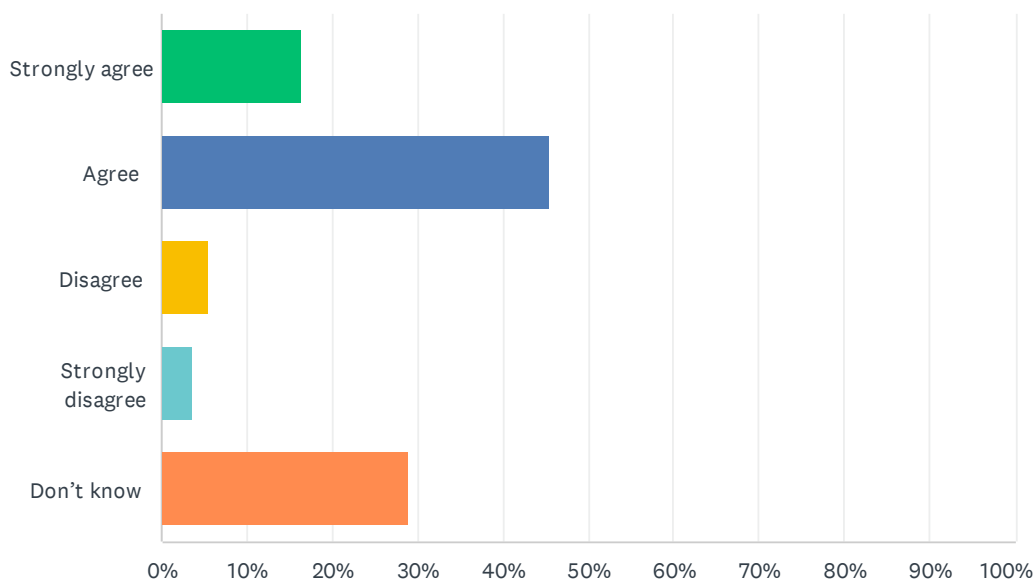
Answered: 55 Skipped: 6



ANSWER CHOICES	RESPONSES	
Strongly agree	45.45%	25
Agree	40.00%	22
Disagree	3.64%	2
Strongly disagree	1.82%	1
Don't know	9.09%	5
TOTAL		55

Q16 My child's school handles discipline fairly and reasonably.

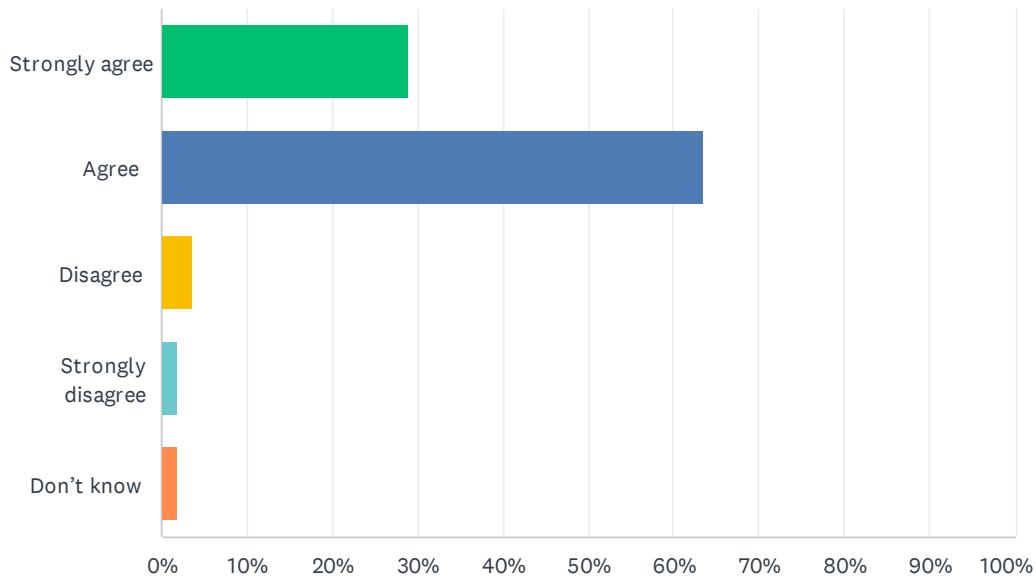
Answered: 55 Skipped: 6



ANSWER CHOICES	RESPONSES	
Strongly agree	16.36%	9
Agree	45.45%	25
Disagree	5.45%	3
Strongly disagree	3.64%	2
Don't know	29.09%	16
TOTAL		55

Q17 My child's school is safe.

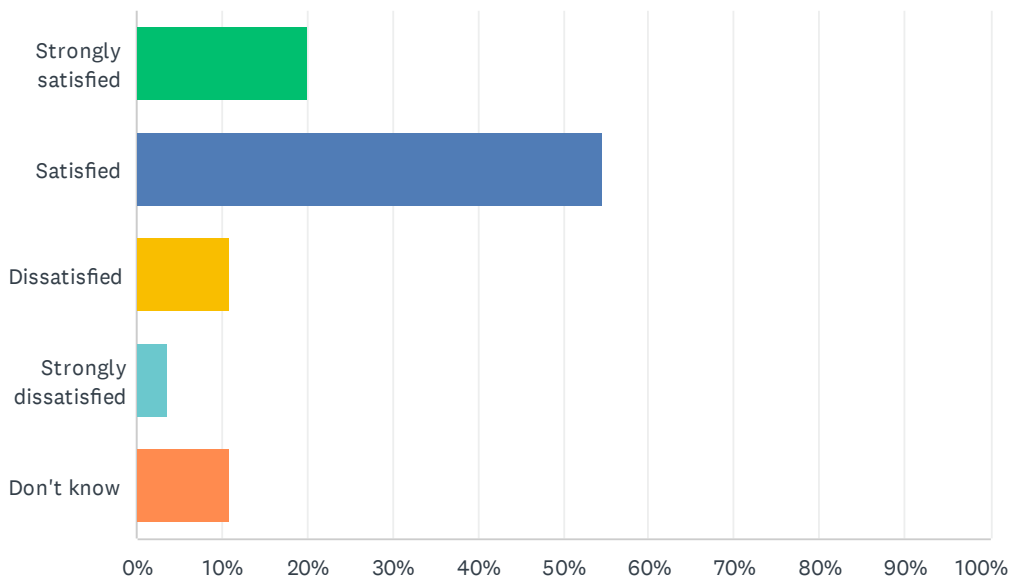
Answered: 55 Skipped: 6



ANSWER CHOICES	RESPONSES	
Strongly agree	29.09%	16
Agree	63.64%	35
Disagree	3.64%	2
Strongly disagree	1.82%	1
Don't know	1.82%	1
TOTAL		55

Q18 How satisfied are you with the resources available to support your child's learning?

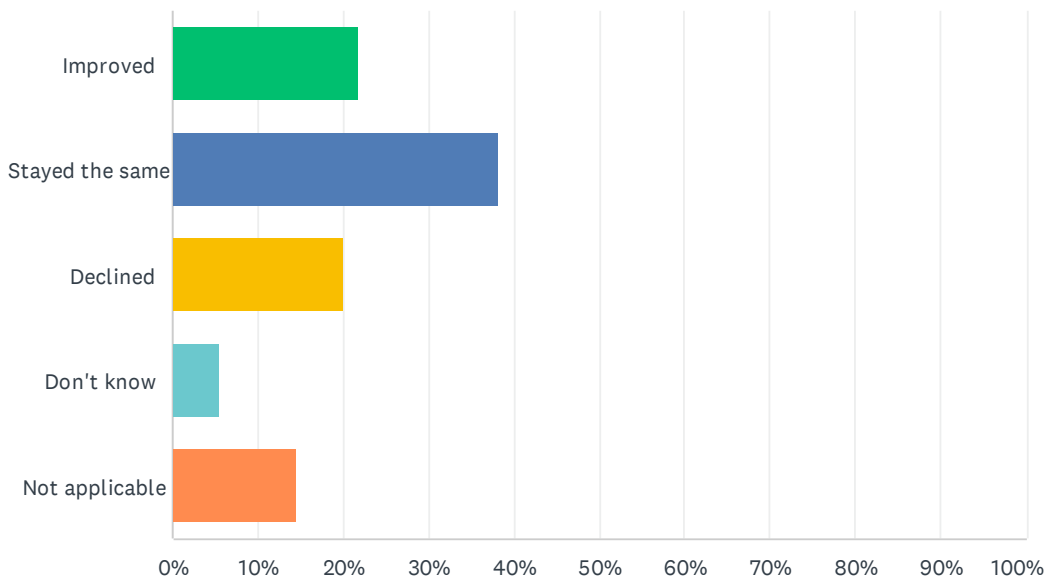
Answered: 55 Skipped: 6



ANSWER CHOICES	RESPONSES	
Strongly satisfied	20.00%	11
Satisfied	54.55%	30
Dissatisfied	10.91%	6
Strongly dissatisfied	3.64%	2
Don't know	10.91%	6
TOTAL		55

Q19 In your opinion, has the quality of education your child experienced improved, stayed the same or declined in the past three years?

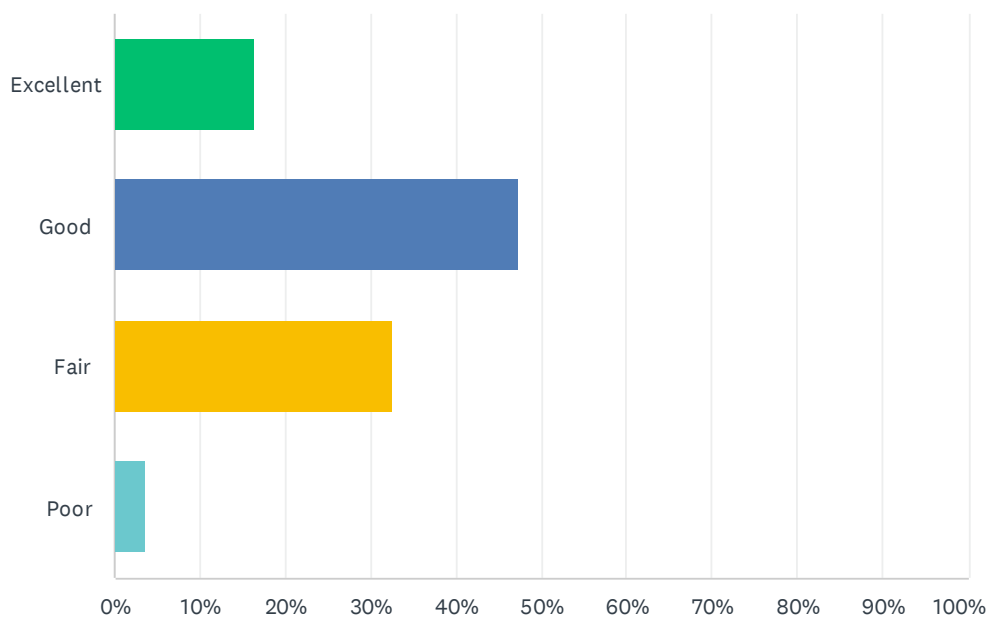
Answered: 55 Skipped: 6



ANSWER CHOICES	RESPONSES	
Improved	21.82%	12
Stayed the same	38.18%	21
Declined	20.00%	11
Don't know	5.45%	3
Not applicable	14.55%	8
TOTAL		55

Q20 How do you rate the physical condition of your child's school?

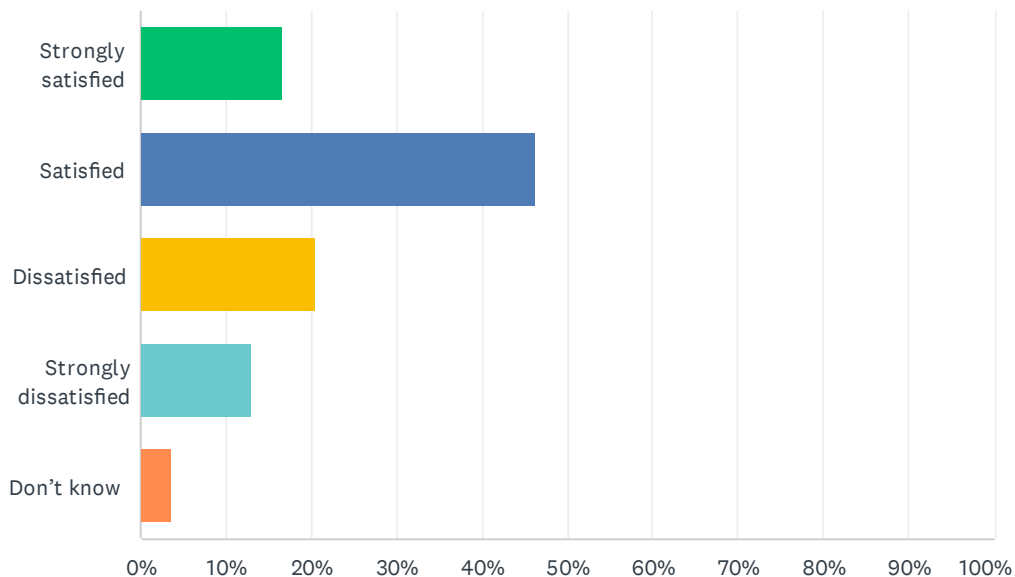
Answered: 55 Skipped: 6



ANSWER CHOICES	RESPONSES
Excellent	16.36% 9
Good	47.27% 26
Fair	32.73% 18
Poor	3.64% 2
TOTAL	55

Q21 How satisfied are you with the opportunities provided to be involved in your child's education?

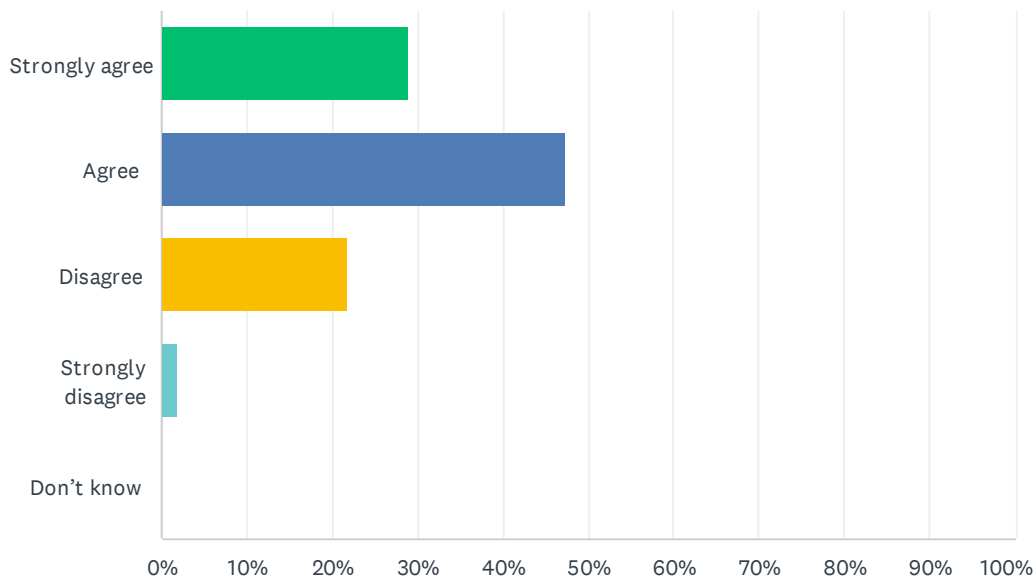
Answered: 54 Skipped: 7



ANSWER CHOICES	RESPONSES	
Strongly satisfied	16.67%	9
Satisfied	46.30%	25
Dissatisfied	20.37%	11
Strongly dissatisfied	12.96%	7
Don't know	3.70%	2
TOTAL		54

Q22 The school keeps me informed about my child's progress and achievement.

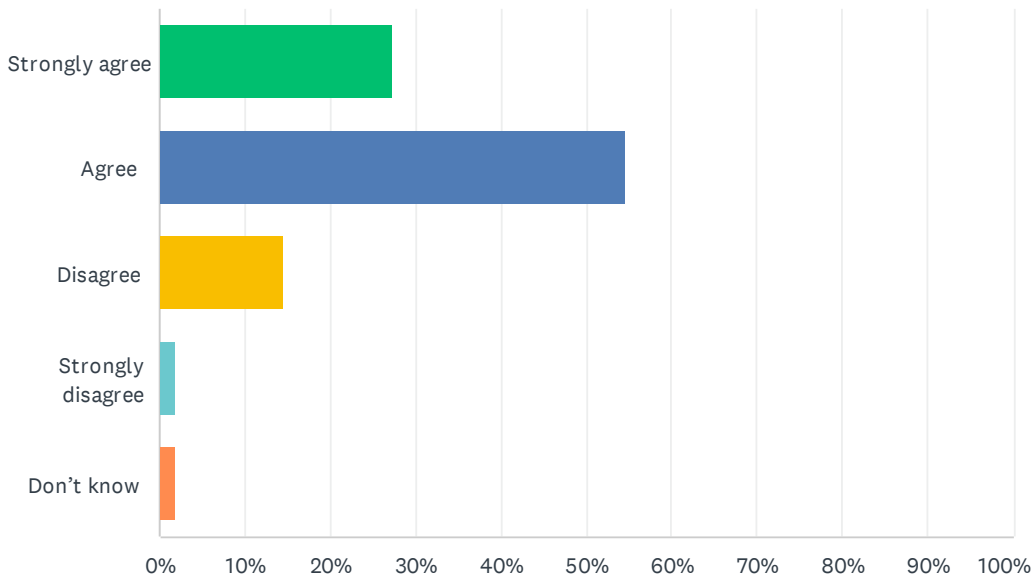
Answered: 55 Skipped: 6



ANSWER CHOICES	RESPONSES	
Strongly agree	29.09%	16
Agree	47.27%	26
Disagree	21.82%	12
Strongly disagree	1.82%	1
Don't know	0.00%	0
TOTAL		55

Q23 There is open and honest communication within my child's school.

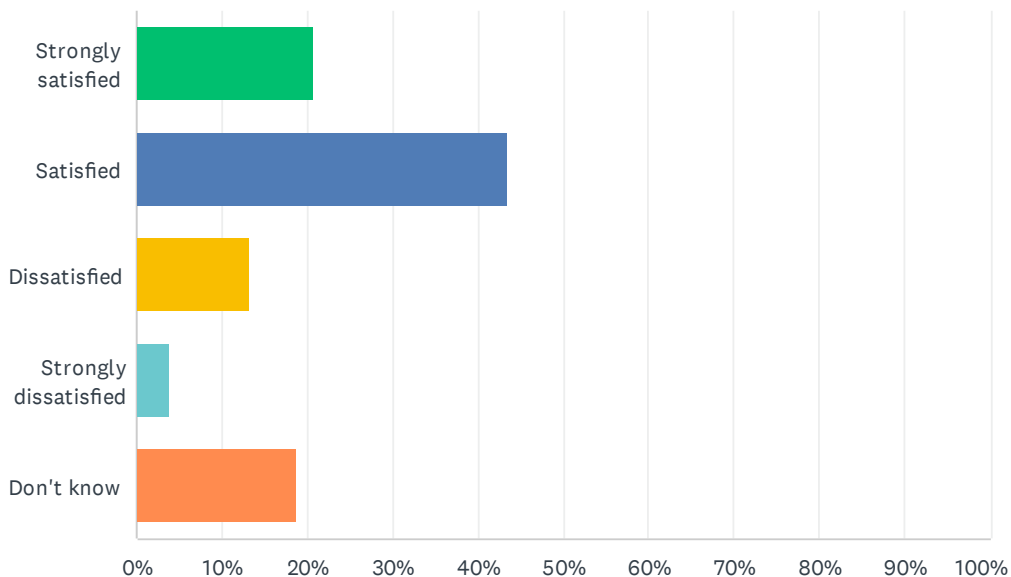
Answered: 55 Skipped: 6



ANSWER CHOICES	RESPONSES	
Strongly agree	27.27%	15
Agree	54.55%	30
Disagree	14.55%	8
Strongly disagree	1.82%	1
Don't know	1.82%	1
TOTAL		55

Q24 How satisfied are you with the Division’s commitment to engaging families in matters that affect public education?

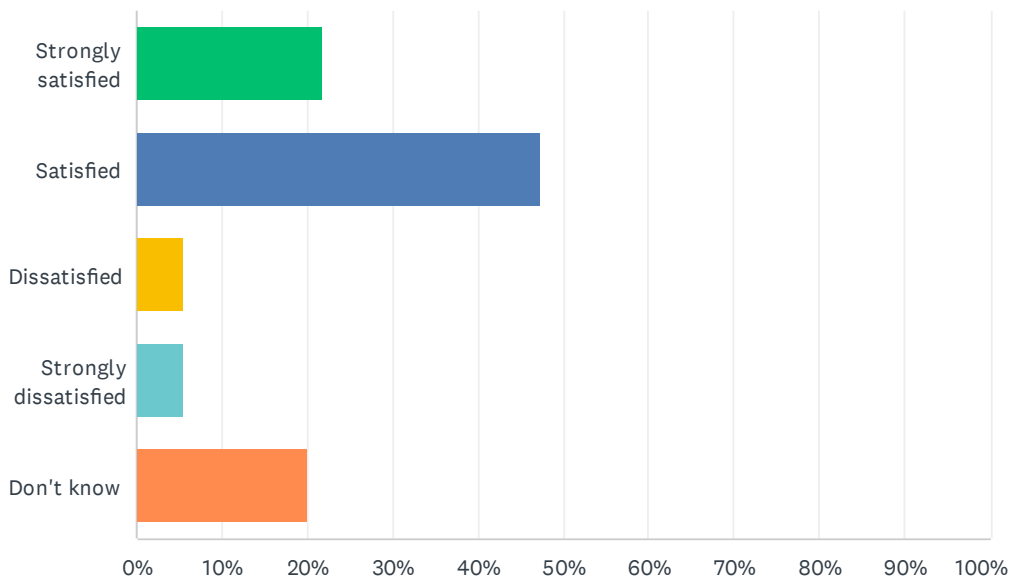
Answered: 53 Skipped: 8



ANSWER CHOICES	RESPONSES	
Strongly satisfied	20.75%	11
Satisfied	43.40%	23
Dissatisfied	13.21%	7
Strongly dissatisfied	3.77%	2
Don't know	18.87%	10
TOTAL		53

Q25 How satisfied are you with the Division’s commitment to advocating for public education?

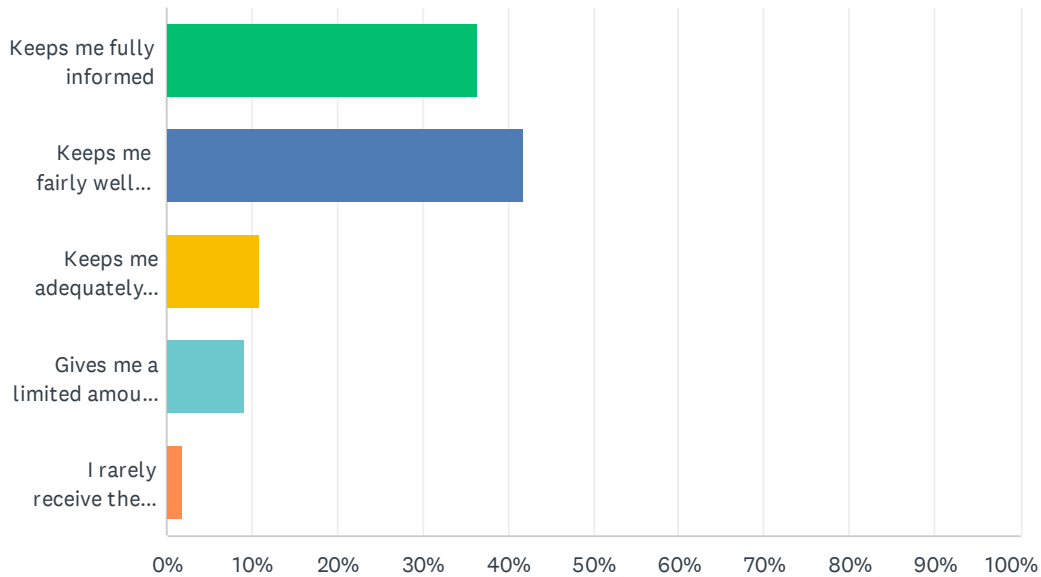
Answered: 55 Skipped: 6



ANSWER CHOICES	RESPONSES	
Strongly satisfied	21.82%	12
Satisfied	47.27%	26
Dissatisfied	5.45%	3
Strongly dissatisfied	5.45%	3
Don't know	20.00%	11
TOTAL		55

Q26 Elk Island Public Schools appreciates the opportunity to stay connected with parents about news, activities, programs and other matters of importance. What is your impression of the communication you receive from your child's school?

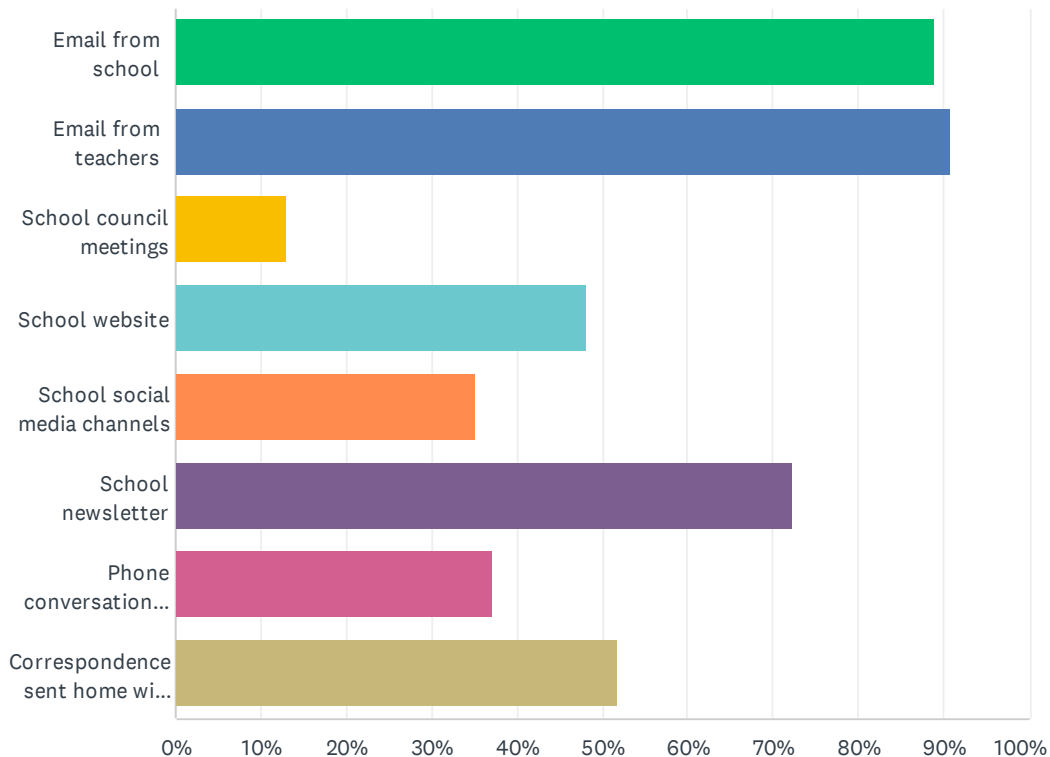
Answered: 55 Skipped: 6



ANSWER CHOICES	RESPONSES	
Keeps me fully informed	36.36%	20
Keeps me fairly well informed	41.82%	23
Keeps me adequately informed	10.91%	6
Gives me a limited amount of information	9.09%	5
I rarely receive the information I need	1.82%	1
TOTAL		55

Q27 Do you regularly make use of the following to keep up to date on school activities, programs, etc.? Check all that apply.

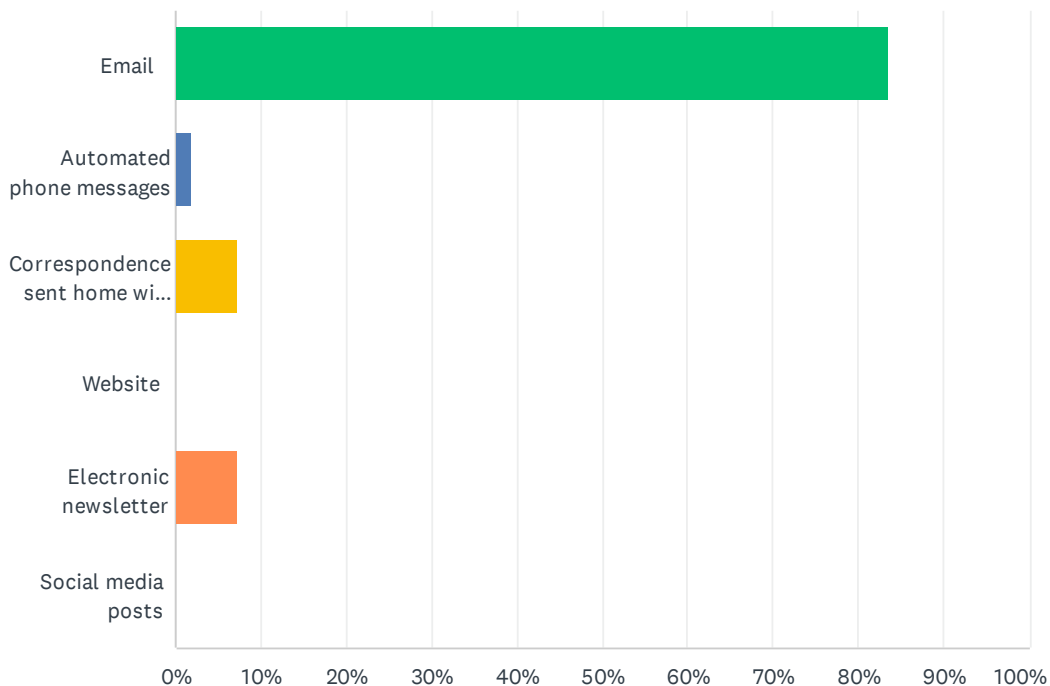
Answered: 54 Skipped: 7



ANSWER CHOICES	RESPONSES	
Email from school	88.89%	48
Email from teachers	90.74%	49
School council meetings	12.96%	7
School website	48.15%	26
School social media channels	35.19%	19
School newsletter	72.22%	39
Phone conversations with the school or teachers	37.04%	20
Correspondence sent home with my child	51.85%	28
Total Respondents: 54		

Q28 What is your most preferred method of communication from the school and Division?

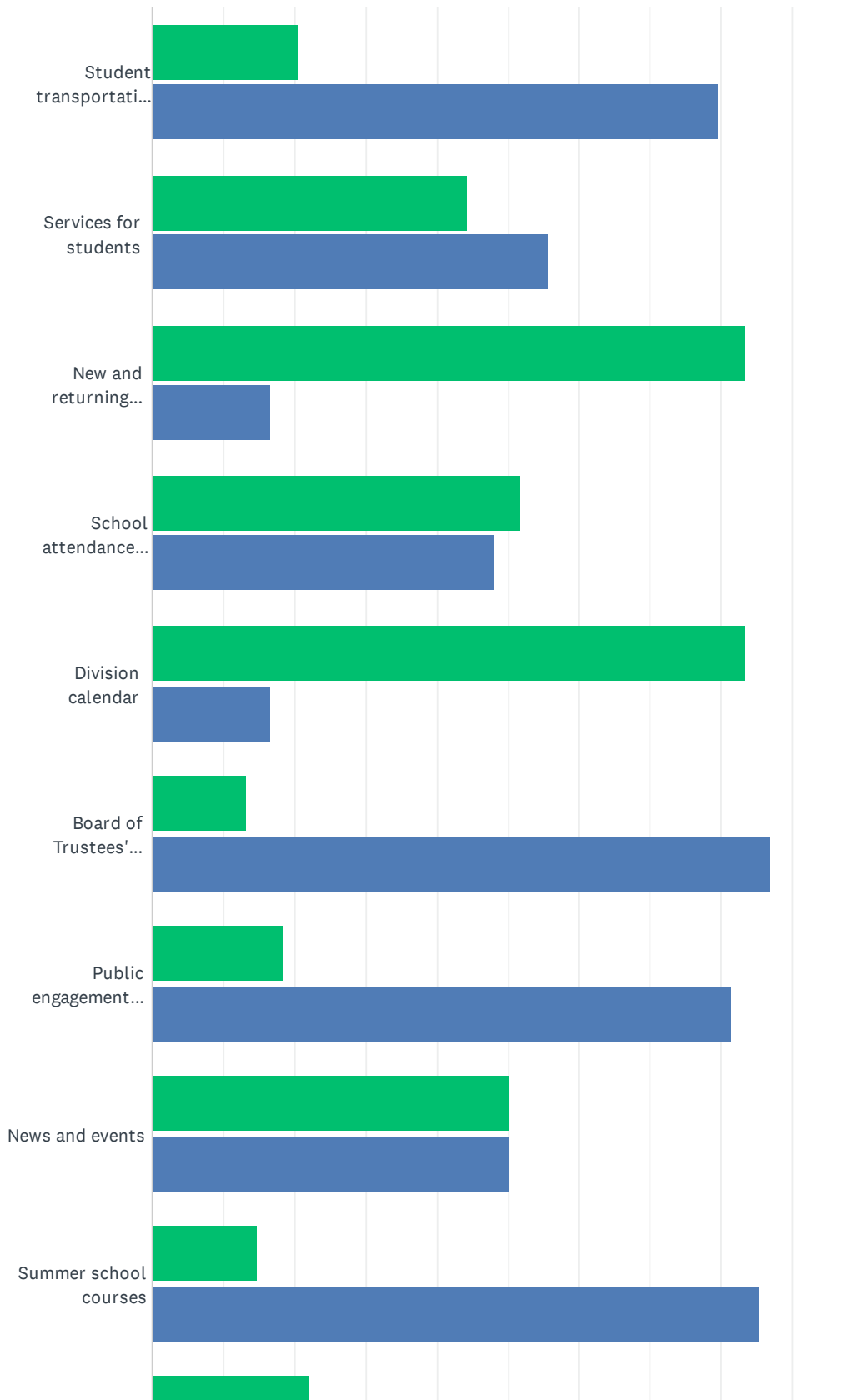
Answered: 55 Skipped: 6



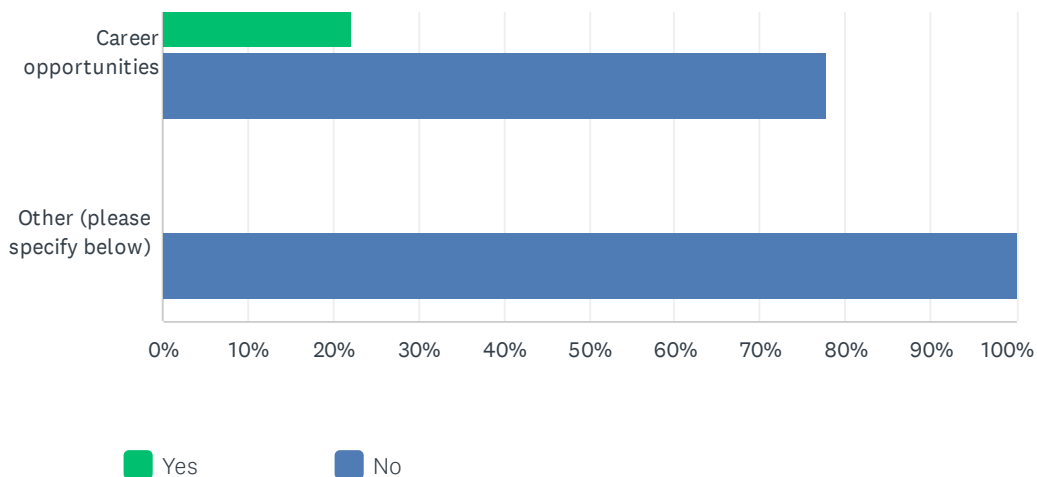
ANSWER CHOICES	RESPONSES	
Email	83.64%	46
Automated phone messages	1.82%	1
Correspondence sent home with my child	7.27%	4
Website	0.00%	0
Electronic newsletter	7.27%	4
Social media posts	0.00%	0
TOTAL		55

Q29 Do you visit the Division website (www.eips.ca) for information on:

Answered: 54 Skipped: 7



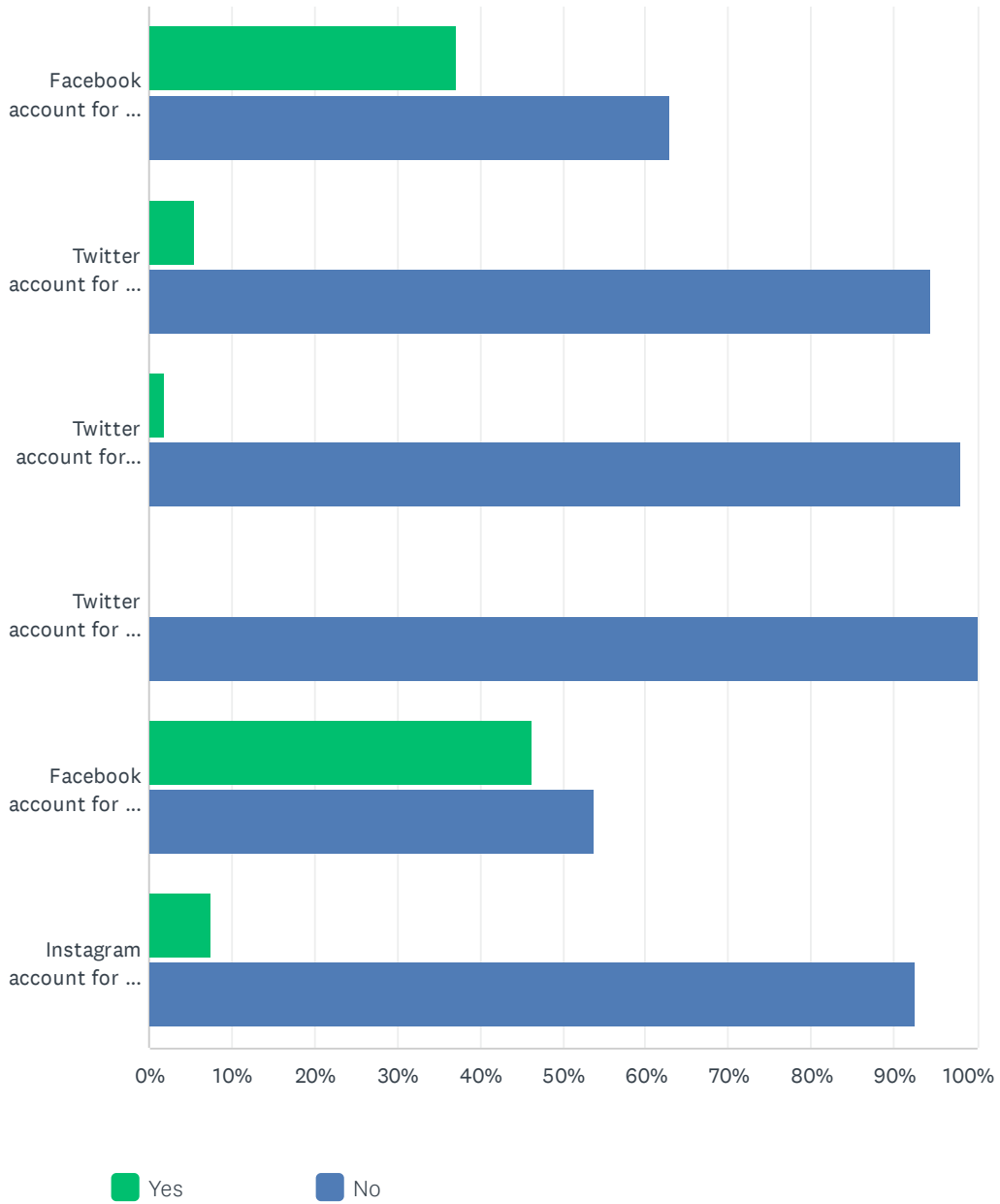
EIPS Parent Survey 2021-22



	YES	NO	TOTAL	WEIGHTED AVERAGE
Student transportation (busing)	20.37% 11	79.63% 43	54	1.20
Services for students	44.44% 24	55.56% 30	54	1.44
New and returning student registration	83.33% 45	16.67% 9	54	1.83
School attendance boundaries	51.85% 28	48.15% 26	54	1.52
Division calendar	83.33% 45	16.67% 9	54	1.83
Board of Trustees' meetings	13.21% 7	86.79% 46	53	1.13
Public engagement initiatives	18.52% 10	81.48% 44	54	1.19
News and events	50.00% 27	50.00% 27	54	1.50
Summer school courses	14.81% 8	85.19% 46	54	1.15
Career opportunities	22.22% 12	77.78% 42	54	1.22
Other (please specify below)	0.00% 0	100.00% 38	38	1.00

Q30 The Division and schools often share news and information on social media. Do you follow:

Answered: 54 Skipped: 7



EIPS Parent Survey 2021-22

	YES	NO	TOTAL	WEIGHTED AVERAGE
Facebook account for the Division (@ElkIslandPublicSchools)	37.04% 20	62.96% 34	54	1.37
Twitter account for the Division (@eips)	5.56% 3	94.44% 51	54	1.06
Twitter account for EIPS Student Transportation (@eipsST)	1.85% 1	98.15% 53	54	1.02
Twitter account for my child's school, if applicable	0.00% 0	100.00% 54	54	1.00
Facebook account for my child's school, if applicable	46.30% 25	53.70% 29	54	1.46
Instagram account for my child's school, if applicable	7.41% 4	92.59% 50	54	1.07