


Literacy Support Stations

Roll and Read



Activity: Race to the Top

Video Tutorial:

Description:

What is Race to the Top Roll and Read?

Students will work on many skills including decoding (matching the letter and letter combinations to sounds) and vocabulary.

Materials:

What do I need to get started?


- Roll and Read sheet for the target skill [Toolbox | UF Literacy Institute](#)
- Double sided counters
- 6 sided die

Instructions:

1. Two players will each have their own copy of a Roll and Read sheet.
2. Player one will roll the dice. They read the word at the bottom of the corresponding column (this is working on the decoding skill). They must also tell their partner the meaning of the word, or use the word in a sentence (this is working on vocabulary).
3. If they are able to correctly read and define the word, they cover it with a counter chip.
4. Play continues, alternating turns.
5. The first player to fill an entire column is the winner.

Literacy Support Stations

Roll and Read



Activity: Connect Four

Video Tutorial:

Description:

What is Connect Four Roll and Read?

Students will work on many skills including decoding (matching the letter and letter combinations to sounds) and vocabulary.

Materials:

What do I need to get started?


- Roll and Read sheets for the target skill [Toolbox | UF Literacy Institute](#)
- Double sided counters
- 6 sided die

Instructions:

1. Two players will share a copy of a Roll and Read sheet.
2. Player one will roll the dice. They read a word from the corresponding column (this is working on the decoding skill). They must also tell their partner the meaning of the word, or use the word in a sentence (this is working on vocabulary).
3. If they are able to correctly read and define the word, they cover it with a counter chip.
4. Player two rolls the die and picks a word from the corresponding column to read and define.
5. Play continues, alternating turns.
6. The first player to have four of their color chips in a row (horizontal, vertical, diagonal) is the winner.

Literacy Support Stations

Roll and Read



Activity: Battleship

Video Tutorial:

Description:

What is Battleship Roll and Read?

Students will work on the skill of decoding (matching the letter and letter combinations to sounds).

Materials:

What do I need to get started?

- Two Roll and Read sheets for the target skill [Toolbox | UF Literacy Institute](#)
- Double sided counters
- Privacy board

Instructions:

1. Two players will each have their own copy of a Roll and Read sheet. Place a privacy board between the two players.
2. Each player secretly chooses their own "battleship" or word on the gameboard and marks it a pencil.
3. Players take turns asking "Is _____ your word?"
4. If the word is part of their opponent's ship they will respond "hit". If it is not they will respond "miss".
5. If they did not guess their opponent's word, they cover that word with a counter ship on their sheet to eliminate it from the possible location of their opponent's ship.
6. Once the battleship word is guessed, the game is over and can be relayed with new battleships.
7. To increase game play – partners could cover 3-4 words to create a longer ship that needs to be uncovered. When the entire ship is "hit" they player responds "you have sunk my ship".